



LYNX

PRODUCT SPEC BOOK 2024
VEHICLE SPECIFICATIONS – ACCESSORIES – APPAREL



LYNX[®] PRODUCT SPEC BOOK 2024

VEHICLE SPECIFICATIONS

- 6 Shredder RE
- 7 Shredder DS
- 8 Shredder
- 9 Xterrain Brutal
- 10 Xterrain RE 850 E-TEC
- 11 Xterrain RE 900 ACE Turbo R
- 12 Xterrain 600R E-TEC
- 13 Xterrain 600 EFI
- 14 Rave RE
- 15 Rave Enduro
- 16 Rave 120
- 17 Rave 200
- 18 Adventure SC
- 19 Adventure
- 20 Adventure LX
- 21 Commander RE
- 22 Commander Grand Tourer
- 23 Commander Limited
- 24 Commander
- 25 49 Ranger PRO
- 26 49 Ranger ST
- 27 49 Ranger
- 28 59 Ranger 600 ACE
- 29 59 Ranger 600 EFI
- 30 59 Ranger Alpine
- 31 69 Ranger Alpine
- 32 69 Ranger Limited
- 33 69 Ranger Snow Cruiser
- 34 69 Ranger
- 35 Models and platforms
- 36 Comparison table

ACCESSORIES

- 41 LinQ accessories
- 42 Accessory bundles
- 44 Storage
- 53 Seats & Accessories
- 56 Wind protection & Mirrors
- 61 Bumpers
- 63 Towing
- 65 Skid plates, Protectors & Reinforcement
- 68 Ergonomics
- 70 Rave 120 & 200 Accessories
- 71 59 Ranger & 69 Ranger Alpine Accessories
- 73 Suspension
- 74 Covers
- 76 Trailing & Covers
- 78 Skis
- 79 Universal
- 81 Cooling
- 82 Electrical
- 86 Parts & Performance
- 87 XPS Lubricants and Care Products
- 88 Tracks and Drive Belts

APPAREL

- 92 Shell layer comparison chart
- 94 Stamina
- 99 Technology guide: Exo Float Assist
- 100 Technology guide: Sympatex
- 101 Technology guide: PrimaLoft
- 102 Apparel technologies
- 103 Technology guide: Deep Snow apparel comparison
- 104 Quantum
- 108 Squadron
- 112 How to layer right
- 114 Tec Layer
- 117 Lynx x Svala
- 120 Racing
- 122 Active Wear
- 124 Helmets
- 133 M-Forge and Fidlock technologies
- 134 Goggles
- 136 Handwear
- 138 Headwear
- 140 Footwear
- 141 Bags
- 142 Sportswear: Premium Collection
- 143 Sportswear: Signature Collection
- 146 How to measure

For advertising purposes, some scenes depicted in this brochure include professional riders and racers executing maneuvers or performances under ideal and/or controlled conditions. Do not attempt any of these or any other risky maneuvers if they're beyond your level of riding ability, as well as your understanding and respect for the performance of your snowmobile. Always ride responsibly and safely. Always observe applicable local laws and regulations. Always wear the appropriate protective clothing, including a helmet. And remember, if you're going to drink, please don't ride. Because of its ongoing commitment to product quality and innovation, Bombardier Recreational Products Inc. (BRP) reserves the right, at any time, to discontinue or change specifications, prices, designs, features, models or equipment without incurring any obligation. Some models depicted herein may include optional equipment. Prices are based on Manufacturer Suggested Retail Prices. Dealer may sell for a different price. Taxes are not included. BRP is a proud member of the SSSCC (Snowmobiling Safety Certification Committee), Machine Safety Standard, Operator Safety Training, Safe Trails, ISMA (International Snowmobile Manufacturers Association), National Snowmobile Foundation and Tread Lightly! Inc. By being a member of these important snowmobiling associations, we recognize and support their efforts in sharing the responsibility in promoting the growth of our sport. Isofil is a registered trademark of Yarns and Threads For Textile. mcFIT is a registered trademark of MCTECH Corporation. PrimaLoft Gold, PrimaLoft Silver and PrimaLoft Black are registered trademarks of Albany International Corp. Sympatex is a registered trademark of Sympatex Technologies GmbH. Dri-Lex is a registered trademark of Faytex Corp. Vespel, Teflon HT and Kevlar are trademarks of E.I. DuPont de Nemours & Co. ThermoLite and Cordura are registered trademarks of INVISTA for durable fabrics. Thermocool is a registered trademark of ADVANSA. Velcro is a registered trademark of Velcro Industries. Scott is a trademark of Scott Sports SA. M-FORGE® Composite is a patented and registered trademark of MAT GROUP™. TekVest is a registered trademark of Tekrider. Fidlock is a registered trademark of Fidlock GmbH. Terra is a trademark of Superwinch LLC. Bluetooth is a registered trademark of Bluetooth SIG, Inc. Warn is a registered trademark of Warn Industries Inc. GTX is a trademark of Castrol Limited used under license. Montana and Zumo are registered trademarks of Garmin Ltd. NGK is a registered trademark of NGK Spark Plugs, Ltd. Extender Trail III, Trail Blazer IV, Executive, Flat-top and Dooly are trademarks and registered trademarks of Woody's International Engineering and Manufacturing, Inc. RipSaw, RipSaw Lite, ICE Ripper, ICE Ripper XT, ICE Attak and Powder Max are trademarks of Camoplast Inc. Lexan is a registered trademark of SABIC Innovative Plastics. Superclamp II is a trademark of Bowdriks Industries. FOX is a registered trademark of Fox Racing Canada. Kolpin and Impact are registered trademarks of Kolpin Powersports Inc. Yuasa is a registered trademark of YUASA Batteries Inc. Schumacher® and the Schumacher logo are registered trademarks of Schumacher Electric Corporation. Depending on location, products are distributed by BRP US Inc., Bombardier Recreational Products Inc., BRP European Distribution SA, BRP Finland Oy, BRP Australia Pty Ltd. or Bombardier Recreational, Products Motores da Amazonia Ltda. In the U.S.A., products are distributed by BRP US Inc. In Canada, products are distributed by Bombardier Recreational Products Inc. ®/TM and the BRP logo are registered trademarks of Bombardier Recreational Products Inc. or its affiliates. All other company and/or product names are trademarks or registered trademarks of their respective holders. © 2023 BRP. All rights reserved. Printed in European Union.

ROTAX® ENGINES



ROTAX 2-STROKE ENGINES

Heart-thumping power, lightweight design, proven reliability – E-TEC direct-injection engine technology delivers the most sought-after attributes in the snowmobile industry.

Our lineup of 2-stroke engines now includes the brand-new 600 EFI (Electronic Fuel Injection) engine. Reliable, affordable and easy to use, it's an entry-level engine that far exceeds what you thought an entry-level engine had to be.

With E-TEC engine lineup you also get:

- Industry-leading fuel economy²
- Excellent oil economy
- Virtually no smoke or smell
- Light, linear throttle pull
- Automatic summerization process

850 E-TEC TURBO R

- 180 hp up to 2400 meters¹
- World's first factory-built 2-stroke turbo

850 E-TEC

- 165 horsepower¹
- Down to 12.3 L/100 km²

600R E-TEC

- 125 horsepower¹
- Down to 11.3 L/100 km²

600 EFI

- 85 horsepower¹
- Down to 13.3 L/100 km²

E-TEC engines are the best-selling 2-stroke engines in snowmobiling.⁴

ROTAX ACE™ 4-STROKE ENGINES

With the Advanced Combustion Efficiency (ACE) family of engines, BRP engineers optimized the combustion system, reduced mechanical friction, and freed intake and exhaust breathing. The result is the most efficient engines in snowmobiling. Not only are they efficient, they're a pleasure to operate and own. Very little maintenance is required; they run smoothly and produce a nice, solid – yet quiet – sound.

900 ACE TURBO R

- Rotax-designed turbocharger
- 180 horsepower¹
- Cable-activated throttle with reconfigured iTC

900 ACE TURBO – 130 WITH iTC

- 130 horsepower¹
- Down to 12.1 L/100 km³

900 ACE WITH iTC

- 3 cylinders
- 95 horsepower¹
- Down to 10.8 L/100 km³

600 ACE WITH iTC

- 2 cylinders
- 62 horsepower¹
- Down to 8 L/100 km – the most fuel-efficient in the entire industry³

ACE engines are the best-selling 4-stroke engines in snowmobiling.⁴

INTELLIGENT THROTTLE CONTROL

Standard on the ACE engines, the iTC™ system delivers a whole different snowmobiling experience.

- **Driving Modes:** A button on the console enables you to select one of three driving modes. Standard mode ensures a smooth start and linear acceleration; Sport enables full performance and quicker acceleration; ECO® limits top speed and acceleration rates for a more relaxed, fuel-conserving ride.
- **Finger Throttle** (only on 600 ACE and 900 ACE engines without Turbo): The throttle block can be rotate forward for use as a finger throttle, if preferred. Great for changing hand positions on a long ride and for more control through bumps.

¹ Observed metric horsepower based on internal dyno test performed in optimal conditions.

² Data based on internal engineering trail testing.

³ Data based on internal engineering trail testing in ECO mode.

⁴ Based on retail sale results as of December 31, 2019.



Experience the advantage of XPS. Oil and care products engineered to extend the life of your ride, tested in the world's harshest conditions, and designed to optimize your vehicle's performance. Learn more at XPSlubricants.com

ENHANCE THE RIDE

A FULLY CONNECTED EXPERIENCE ON EVERY RIDE.

SEAMLESS

PREMIUM INTELLIGENT INTEGRATION

The 10.25" display is the largest in the industry and offers crystal clear viewing from any angle in any light. And does it all in a seamlessly integrated package that fits flawlessly with the sled.



CONNECTED

RAISING THE BAR FOR CONNECTIVITY

Bluetooth pairing with mobile apps such as BRP GO! for navigation has never been faster or easier. WiFi connectivity allows for OTA updates from home rather than taking your sled into the dealer.

BRP GO!

BOOST YOUR RIDING EXPERIENCE


- Plan your itineraries
- Ride with turn-by-turn navigation
- Save your rides and redo past rides
- Monitor your ride statistics

EXPLORE THOUSANDS OF TRAILS AND POINTS OF INTEREST

- Find and ride to official points of interest
- Create custom points of interest
- Download your itineraries for offline GPS navigation


SHARE AND RIDE IN GROUPS

- Invite friends to ride
- Save and share itineraries
- Locate your friends on the map





DOWNLOAD BRP GO! APP NOW



BRP GO! ON BRPLYNX.COM

SHREDDER RE



Steep and deep
+ Deep snow



ROTAX® ENGINE	600R E-TEC	850 E-TEC	850 E-TEC Turbo R	COLOUR	Bright White / Evo Red Black (spring only)
Engine details	Liquid-cooled, two-stroke, 3-D R.A.V.E.™	Liquid-cooled, two-stroke, 3-D R.A.V.E.™	Liquid-cooled, two-stroke, turbocharged, 3-D R.A.V.E.™	DIMENSIONS	
Cylinders	2			Vehicle overall length*	3060 mm (3700) 3190 mm (3900)
Displacement	599.4 cc	849 cc		Vehicle overall width	1120 mm
Bore	72.3 mm	82 mm		Vehicle overall height	1280 mm
Stroke	73 mm	80.4 mm		Ski stance	921 mm
Maximum engine speed	8100 RPM	7900 RPM		Track nominal width	381 mm
Carburation	Electronic Direct Injection	Electronic Direct Injection with additional booster injectors		Track nominal length	3705 mm 3923 mm (64mm) 3912 mm (76mm)
Recommended fuel type	Unleaded			Track profile height	64 mm PowderMax 76 mm PowderMax X-Light (spring only 3900)
Minimum octane	95				
Fuel tank	37 liters				
Oil tank capacity (2-stroke)	3.4 liters				
POWERTRAIN					
Drive clutch type	pDrive with clickers				
Driven clutch type	QRS				
Brake system	Hydraulic brake with braided steel brake line, adjustable brake lever, aluminium master cylinder				
DRY WEIGHT					
Dry weight	3700: 207 kg	3700: 215 kg 3900: 217 kg	3700: 221 kg 3900: 223 kg		
SUSPENSION					
Front suspension	LFS				
Front shock	KYB PRO 36 EA-3 R Kashima				
Rear suspension	PPS ² -DS+				
Center shock	KYB 46 Plus Kashima				
Rear shock	KYB PRO 46 HLCR Kashima				
FEATURES					
Frame	Raden ²		Reverse	RER	
Skis	Blade DS+		Heated throttle lever	Standard	
Seating	Shredder DS, 1-up		Heated grips	Standard	
Handlebar	U-type aluminium with hooks, low grab handle		Gauge	4.5-in. digital display / 10.25-in Color Display (spring only)	
Riser block height	145 mm		USB power outlet	Yes, in front compartment	
Starter	Manual with SHOT Electric (spring only on 3700)		LinQ attachment	2 pairs	

* Vehicle overall length without snowflap.

SHREDDER DS



Steep and deep
+ Mountain / Deep Snow



Platinum Silver Satin /
Evo Red
Black (spring only)

ROTAX® ENGINE

850 E-TEC

850 E-TEC Turbo R

Engine details

Liquid-cooled, two-stroke, 3-D R.A.V.E.™

Liquid-cooled, two-stroke, turbocharged, 3-D R.A.V.E.™

Cylinders

2

Displacement

849 cc

Bore

82 mm

Stroke

80.4 mm

Maximum engine speed

7900 RPM

Carburation

Electronic Direct Injection with additional booster injectors

Recommended fuel type

Unleaded

Minimum octane

95

Fuel tank

37 liters

Oil tank capacity (2-stroke)

3.4 liters

POWERTRAIN

Drive clutch type

pDrive with clickers

Driven clutch type

QRS

Brake system

Hydraulic brake with braided steel brake line, adjustable brake lever, aluminium master cylinder

DRY WEIGHT

Dry weight

3900: 207 kg

3900: 216 kg
4100: 218 kg

FEATURES

Frame

Radien²

Skis

Blade DS+

Seating

Shredder DS, 1-up

Handlebar

U-type aluminium with hooks, low grab handle

Riser block height

120 mm

Starter

Manual with SHOT
Electric (spring only on 3900)

Reverse

RER

Heated throttle lever

Standard

Heated grips

Standard

Gauge

4.5-in. digital display /
10.25-in Color Display (spring only)

USB power outlet

Yes, in front compartment

LinQ attachment

2 pairs

COLOUR

DIMENSIONS

Vehicle overall length*

3190 mm (3900)
3335 mm (4100)

Vehicle overall width

1055 mm

Vehicle overall height

1280 mm

Ski stance

863 mm

Track nominal width

381 mm

Track nominal length

3912 mm
4178 mm

Track profile height

76 mm PowderMax
X-Light

SUSPENSION

Front suspension

LFS

Front shock

KYB 36 Plus Kashima

Rear suspension

PPS²-DS+ (4100
spring only)

Center shock

KYB 36 Plus Kashima

Rear shock

KYB 36 Plus Kashima

* Vehicle overall length without snowflap.

SHREDDER



Steep and deep
+ Mountain / Deep Snow



ROTAX® ENGINE

600R E-TEC

Engine details	Liquid-cooled, two-stroke, 3-D R.A.V.E.™
Cylinders	2
Displacement	599.4 cc
Bore	72.3 mm
Stroke	73 mm
Maximum engine speed	8100 RPM
Carburation	Electronic Direct Injection
Recommended fuel type	Unleaded
Minimum octane	95
Fuel tank	37 liters
Oil tank capacity (2-stroke)	3.4 liters

COLOUR

Evo Red / Black

DIMENSIONS

Vehicle overall length*	3190 mm
Vehicle overall width	1120 mm
Vehicle overall height	1280 mm
Ski stance	921 mm
Track nominal width	381 mm
Track nominal length	3923 mm
Track profile height	64 mm PowderMax

POWERTRAIN

Drive clutch type	pDrive with clickers
Driven clutch type	QRS
Brake system	Hydraulic brake with braided steel brake line, plastic master cylinder

SUSPENSION

Front suspension	LFS
Front shock	KYB 36
Rear suspension	PPS ² -DS+
Center shock	KYB 36
Rear shock	KYB 36

DRY WEIGHT

Dry weight	198 kg
------------	--------

FEATURES

Frame	Radien ²	Reverse	RER
Skis	Blade DS+	Heated throttle lever	Standard
Seating	Shredder DS, 1-up	Heated grips	Standard
Handlebar	U-type aluminium with hooks, low grab handle	Gauge	4.5-in. digital display
Riser block height	145 mm	USB power outlet	Yes, in front compartment
Starter	Manual Electric (spring only)	LinQ attachment	2 pairs

* Vehicle overall length without snowflap.

XTERRAIN BRUTAL



Steep and Deep
+ Mountain / Deep Snow
+ On & Off trail



ROTAX® ENGINE

850 E-TEC

Engine details	Liquid-cooled, two-stroke, 3-D R.A.V.E.™
Cylinders	2
Displacement	849 cc
Bore	82 mm
Stroke	80.4 mm
Maximum engine speed	7900 RPM
Carburation	Electronic Direct Injection with additional booster injectors
Recommended fuel type	Unleaded
Minimum octane	95
Fuel tank	42 liters
Oil tank capacity (2-stroke)	3.4 liters

POWERTRAIN

Drive clutch type	pDrive with clickers
Driven clutch type	QRS
Brake system	Hydraulic brake with braided steel brake line, plastic master cylinder

DRY WEIGHT

Dry weight	259 kg
------------	--------

FEATURES

Frame	Radien-X
Skis	Blade DS+
Seating	Brutal, 1-up
Handlebar	U-type aluminium with hooks, low grab handle
Riser block height	120 mm
Starter	Electric and manual
Reverse	RER
Heated throttle lever	Standard

Heated grips	Standard
Gauge	7.2-in. wide digital display / 7.8-in panorama display (spring only)
Windshield	Low
Visor Plug front / rear	Front
USB power outlet	Yes, in front compartment
Air radiator with fan	Yes
LinQ attachment	Multi-LinQ plate

COLOUR

Platinum Silver Satin /
Evo Red
Black (spring only)

DIMENSIONS

Vehicle overall length*	3230 mm
Vehicle overall width	1200 mm
Vehicle overall height	1230 mm
Ski stance	996 mm
Track nominal width	500 mm
Track nominal length	3923 mm
Track profile height	60 mm PowderMax

SUSPENSION

Front suspension	LFS+
Front shock	KYB PRO 36 EA-3 R Kashima
Rear suspension	EasyRide +
Center shock	KYB 46 Plus Kashima
Rear shock	KYB 46 Plus Kashima

* Vehicle overall length without snowflap.

XTERRAIN RE 850 E-TEC



Trail
+ On & Off Trail



ROTAX® ENGINE

850 E-TEC

Engine details	Liquid-cooled, two-stroke, 3-D R.A.V.E.™
Cylinders	2
Displacement	849 cc
Bore	82 mm
Stroke	80.4 mm
Maximum engine speed	7900 RPM
Carburation	Electronic Direct Injection with additional booster injectors
Recommended fuel type	Unleaded
Minimum octane	95
Fuel tank	37 liters
Oil tank capacity (2-stroke)	3.4 liters

POWERTRAIN

Drive clutch type	pDrive with clickers
Driven clutch type	QRS
Brake system	Hydraulic brake with braided steel brake line, plastic master cylinder

DRY WEIGHT

Dry weight	244 kg
------------	--------

FEATURES

Frame	Radien ²
Skis	Blade XC+
Seating	Sport, 1-up
Handlebar	U-type aluminium with hooks, low grab handle
Riser block height	120 mm
Starter	Electric and manual
Reverse	RER

Heated throttle lever	Standard
Heated grips	Standard
Gauge	7.2-in. wide digital display / 10.25-in Color Display (spring only)
Windshield	Low
Visor Plug front / rear	Front
USB power outlet	Yes, in front compartment
LinQ attachment	2 pairs

COLOUR

Platinum Silver Satin /
Evo Red

DIMENSIONS

Vehicle overall length*	3160 mm
Vehicle overall width	1270 mm
Vehicle overall height	1280 mm
Ski stance	1097 mm
Track nominal width	406 mm 381 mm (spring only)
Track nominal length	3705 mm
Track profile height	51 mm PowderMax 41 mm Ice Cobra studded (spring only)

SUSPENSION

Front suspension	LFS+
Front shock	KYB PRO 46 HLCR Kashima
Rear suspension	PPS ³
Center shock	KYB PRO 46 HLCR Kashima
Rear shock	KYB PRO 46 HLCR Kashima

* Vehicle overall length without snowflap.

XTERRAIN RE 900 ACE TURBO R



Trail
+ On & Off Trail
+ Family Fun



ROTAX® ENGINE

900 ACE Turbo R

Engine details	Liquid-cooled, four-stroke D.O.H.C., turbocharged
Cylinders	3
Displacement	899.0 cc
Bore	74 mm
Stroke	69.7 mm
Maximum engine speed	7900 RPM
Carburation	EFI
Recommended fuel type	Unleaded
Minimum octane	95
Fuel tank	37 liters

POWERTRAIN

Drive clutch type	pDrive
Driven clutch type	QRS
Brake system	Hydraulic brake with braided steel brake line, plastic master cylinder

DRY WEIGHT

Dry weight	260 kg
------------	--------

FEATURES

Frame	Radien-X
Skis	Blade XC+
Seating	Sport, 1-up
Handlebar	U-type aluminium with hooks, low grab handle
Riser block height	120 mm
Starter	Electric
Reverse	Electromechanical

Heated throttle lever	Standard
Heated grips	Standard
Gauge	7.2-in. wide digital display / 7.8-in panorama display (spring only)
Windshield	Low
Visor Plug front / rear	Front
USB power outlet	Yes, in front compartment
LinQ attachment	2 pairs

COLOUR

Platinum Silver Satin /
Evo Red

DIMENSIONS

Vehicle overall length*	3120 mm
Vehicle overall width	1270 mm
Vehicle overall height	1260 mm
Ski stance	1097 mm
Track nominal width	406 mm 381 mm (spring only)
Track nominal length	3705 mm
Track profile height	51 mm PowderMax 41 mm Ice Cobra studded (spring only)

SUSPENSION

Front suspension	LFS+
Front shock	KYB PRO 46 HLCR Kashima
Rear suspension	PPS ²
Center shock	KYB PRO 46 HLCR Kashima
Rear shock	KYB PRO 46 HLCR Kashima

* Vehicle overall length without snowflap.

XTERRAIN 600R E-TEC



On & Off Trail
+ Mountain / Deep Snow
+ Family Fun



ROTAX® ENGINE

600R E-TEC

Engine details	Liquid-cooled, two-stroke, 3-D R.A.V.E.™
Cylinders	2
Displacement	599.4 cc
Bore	72.3 mm
Stroke	73 mm
Maximum engine speed	8100 RPM
Carburation	Electronic Direct Injection
Recommended fuel type	Unleaded
Minimum octane	95
Fuel tank	37 liters
Oil tank capacity (2-stroke)	3.4 liters

COLOUR

Evo Red / Black

DIMENSIONS

Vehicle overall length*	3160 mm
Vehicle overall width	1200 mm
Vehicle overall height	1280 mm
Ski stance	996 mm
Track nominal width	406 mm
Track nominal length	3705 mm
Track profile height	51 mm PowderMax

POWERTRAIN

Drive clutch type	pDrive with clickers
Driven clutch type	QRS
Brake system	Hydraulic brake with braided steel brake line, plastic master cylinder

SUSPENSION

Front suspension	LFS+
Front shock	KYB 36
Rear suspension	PPS ² -DS+
Center shock	KYB 36
Rear shock	KYB 36

DRY WEIGHT

Dry weight	220 kg
-------------------	--------

FEATURES

Frame	Radien ²	Heated throttle lever	Standard
Skis	Blade DS+	Heated grips	Standard
Seating	Sport, 1-up	Gauge	4.5-in. digital display
Handlebar	U-type aluminium with hooks, low grab handle	Windshield	Low
Riser block height	145 mm	Visor Plug front / rear	Front
Starter	Electric and manual	USB power outlet	Yes, in front compartment
Reverse	RER	LinQ attachment	2 pairs

* Vehicle overall length without snowflap.

XTERRAIN 600 EFI



On & Off Trail
+ Mountain / Deep Snow
+ Family Fun



ROTAX® ENGINE

600 EFI

Engine details	Liquid-cooled, two-stroke
Cylinders	2
Displacement	599.4 cc
Bore	72.3 mm
Stroke	73 mm
Maximum engine speed	7500 RPM
Carburation	EFI
Recommended fuel type	Unleaded
Minimum octane	95
Fuel tank	37 liters
Oil tank capacity (2-stroke)	3.4 liters

COLOUR

Race Orange / Black

DIMENSIONS

Vehicle overall length*	3160 mm
Vehicle overall width	1200 mm
Vehicle overall height	1250 mm
Ski stance	996 mm
Track nominal width	406 mm
Track nominal length	3705 mm
Track profile height	51 mm PowderMax

POWERTRAIN

Drive clutch type	pDrive (600 EFI)
Driven clutch type	QRS
Brake system	Hydraulic brake with braided steel brake line, plastic master cylinder

SUSPENSION

Front suspension	LFS
Front shock	KYB 36
Rear suspension	PPS ² -DS+
Center shock	KYB 36
Rear shock	KYB 36

DRY WEIGHT

Dry weight	213 kg
------------	--------

FEATURES

Frame	Radien	Heated throttle lever	Standard
Skis	Blade DS+	Heated grips	Standard
Seating	Sport, 1-up	Gauge	Compact digital display
Handlebar	U-type aluminium with hooks, low grab handle	Windshield	Low
Riser block height	145 mm	Visor Plug front / rear	Front
Starter	Electric and manual	USB power outlet	Yes, in front compartment
Reverse	RER	LinQ attachment	2 pairs

* Vehicle overall length without snowflap.

RAVE RE



ROTAX® ENGINE	600R E-TEC	850 E-TEC	COLOUR	Platinum Silver Satin / Evo Red
Engine details	Liquid-cooled, two-stroke, 3-D R.A.V.E.™		DIMENSIONS	
Cylinders	2		Vehicle overall length*	3040 mm
Displacement	599.4 cc	849 cc	Vehicle overall width	1270 mm
Bore	72.3 mm	82 mm	Vehicle overall height	1140 mm
Stroke	73 mm	80.4 mm	Ski stance	1097 mm
Maximum engine speed	8100 RPM	7900 RPM	Track nominal width	381 mm
Carburation	Electronic Direct Injection	Electronic Direct Injection with additional booster injectors	Track nominal length	3487 mm
Recommended fuel type	Unleaded		Track profile height	41 mm Cobra 32 mm Ice Ripper XT studded (spring only)
Minimum octane	95		SUSPENSION	
Fuel tank	37 liters		Front suspension	LFS+
Oil tank capacity (2-stroke)	3.4 liters		Front shock	KYB PRO 46 HLCR Kashima
POWERTRAIN			Rear suspension	PPS ³
Drive clutch type	pDrive with clickers		Center shock	KYB PRO 46 HLCR Kashima
Driven clutch type	QRS		Rear shock	KYB PRO 46 HLCR Kashima
Brake system	RS brake with 4 piston caliber, adjustable brake lever, aluminium master cylinder		FEATURES	
DRY WEIGHT			Frame	Radien ²
Dry weight	220 kg	228 kg	Skis	Blade XC+
Heated throttle lever			Seating	Sport, 1-up
Heated grips			Handlebar	U-type aluminium with hooks
Gauge			Riser block height	90 mm
Windshield			Starter	Manual Electric (spring only)
USB power outlet			Reverse	RER
LinQ attachment			Heated throttle lever	Standard
			Heated grips	Standard
			Gauge	7.2-in. wide digital display / 10.25-in Color Display (spring only)
			Windshield	Extra low
			USB power outlet	Yes, in front compartment
			LinQ attachment	2 pairs

* Vehicle overall length without snowflap.

RAVE ENDURO



Trail



ROTAX® ENGINE

600R E-TEC

Engine details	Liquid-cooled, two-stroke, 3-D R.A.V.E.™
Cylinders	2
Displacement	599.4 cc
Bore	72.3 mm
Stroke	73 mm
Maximum engine speed	8100 RPM
Carburation	Electronic Direct Injection
Recommended fuel type	Unleaded
Minimum octane	95
Fuel tank	37 liters
Oil tank capacity (2-stroke)	3.4 liters

POWERTRAIN

Drive clutch type	pDrive with clickers
Driven clutch type	QRS
Brake system	RS brake with 4 piston caliber, adjustable brake lever, aluminium master cylinder

DRY WEIGHT

Dry weight	219 kg
------------	--------

FEATURES

Frame	Radien ²
Skis	Blade XC+
Seating	Sport, 1-up
Handlebar	U-type aluminium with hooks
Riser block height	90 mm
Starter	Manual
Reverse	RER

COLOUR

Bright White /
Evo Red

DIMENSIONS

Vehicle overall length*	2920 mm
Vehicle overall width	1270 mm
Vehicle overall height	1140 mm
Ski stance	1097 mm
Track nominal width	381 mm
Track nominal length	3269 mm
Track profile height	41 mm Cobra

SUSPENSION

Front suspension	LFS+
Front shock	KYB PRO 46 HLCR Kashima
Rear suspension	PPS ³
Center shock	KYB PRO 46 HLCR Kashima
Rear shock	KYB PRO 46 HLCR Kashima

* Vehicle overall length without snowflap.

RAVE 120



Family Fun



ROTAX® ENGINE

120

Engine details	Air-cooled, four-stroke
Cylinders	1
Displacement	123 cc
Bore	56 mm
Stroke	50 mm
Carburation	Carburetor
Recommended fuel type	Unleaded
Minimum octane	95
Fuel tank	1,9 liters
Oil tank capacity (2-stroke)	0.55 liters

POWERTRAIN

Drive clutch type	CVT system
Driven clutch type	Centrifugal
Brake system	Adjustable band

DRY WEIGHT

Dry weight	76 kg
------------	-------

FEATURES

Frame	Youth
Starter	Manual
Heated throttle lever	Standard
Heated grips	Standard
Windshield	Low

COLOUR

Viper Red

DIMENSIONS

Vehicle overall length*	1854 mm
Vehicle overall width	914 mm
Vehicle overall height	864 mm
Ski stance	775 mm adjustable
Track nominal width	254 mm
Track nominal length	1700 mm
Track profile height	19 mm Cobra

SUSPENSION

Front suspension	A-Arm
Front shock	Hydraulic twin-tube
Rear suspension	Slide rail, adjustable torsion spring
Rear shock	Hydraulic twin-tube

* Vehicle overall length without snowflap.

RAVE 200



Family Fun



ROTAX® ENGINE	200
Engine details	Air-cooled, four-stroke
Cylinders	1
Displacement	192 cc
Bore	70 mm
Stroke	50 mm
Carburation	Carburetor
Recommended fuel type	Unleaded
Minimum octane	95
Fuel tank	8,3 liters
Oil tank capacity (2-stroke)	0.55 liters

POWERTRAIN	
Drive clutch type	CVT system
Driven clutch type	Centrifugal
Brake system	Hydraulic

DRY WEIGHT	
Dry weight	98 kg

FEATURES	
Frame	Youth
Starter	Electric
Heated throttle lever	Standard
Heated grips	Standard
Windshield	Low

COLOUR	Viper Red
--------	-----------

DIMENSIONS	
Vehicle overall length*	2134 mm
Vehicle overall width	914 mm
Vehicle overall height	864 mm
Ski stance	775 mm adjustable
Track nominal width	254 mm
Track nominal length	2360 mm
Track profile height	25 mm Cobra

SUSPENSION	
Front suspension	A-Arm
Front shock	Hydraulic twin-tube
Rear suspension	Slide rail, adjustable torsion spring
Rear shock	Hydraulic twin-tube

* Vehicle overall length without snowflap.

ADVENTURE SC



Trail
+ Family Fun



ROTAX® ENGINE	900 ACE	900 ACE Turbo	COLOUR	Viper Red / Black
Engine details	Liquid-cooled, four-stroke D.O.H.C.	Liquid-cooled, four-stroke D.O.H.C., turbocharged	DIMENSIONS	
Cylinders	3		Vehicle overall length*	3250 mm
Displacement	899.0 cc		Vehicle overall width	1280 mm
Bore	74 mm		Vehicle overall height	1280 mm
Stroke	69.7 mm		Ski stance	1097 mm
Maximum engine speed	7250 RPM	7750 RPM	Track nominal width	381 mm
Carburation	EFI		Track nominal length	3705 mm
Recommended fuel type	Unleaded		Track profile height	41 mm Cobra
Minimum octane	95		SUSPENSION	
Fuel tank	37 liters		Front suspension	LFS+
POWERTRAIN			Front shock	KYB 36 Plus
Drive clutch type	pDrive		Rear suspension	PPS ³
Driven clutch type	QRS		Center shock	KYB 36 Plus
Brake system	Hydraulic brake with braided steel brake line, plastic master cylinder		Rear shock	KYB 46 Plus Kashima
DRY WEIGHT				
Dry weight	245 kg	250 kg		
FEATURES				
Frame	Radien-X		Gauge	7.2-in. wide digital display / 7.8-in panorama display (spring only on Turbo)
Skis	Blade DS+		Mirrors	
Seating	Sport, 1-up		Windshield	Medium with side deflectors
Handlebar	Straight steel with hooks		Hitch	Standard
Riser block height	120 mm		Visor Plug front / rear	Front
Starter	Electric		USB power outlet	Yes, in front compartment
Reverse	Electromechanical		Air radiator with fan	Yes
Heated throttle lever	Standard		LinQ attachment	2 pairs
Heated grips	Standard			

* Vehicle overall length without snowflap.

ADVENTURE



Trail
+ Family Fun



ROTAX® ENGINE

600 ACE

Engine details	Liquid-cooled, four-stroke D.O.H.C.
Cylinders	2
Displacement	600 cc
Bore	74 mm
Stroke	69.7 mm
Maximum engine speed	7250 RPM
Carburation	EFI
Recommended fuel type	Unleaded
Minimum octane	95
Fuel tank	37 liters

COLOUR

Viper Red / Black

DIMENSIONS

Vehicle overall length*	3160 mm
Vehicle overall width	1280 mm
Vehicle overall height	1280 mm
Ski stance	1097 mm
Track nominal width	381 mm
Track nominal length	3705 mm
Track profile height	41 mm Cobra

POWERTRAIN

Drive clutch type	eDrive II
Driven clutch type	QRS
Brake system	Hydraulic brake with braided steel brake line, plastic master cylinder

SUSPENSION

Front suspension	LFS+
Front shock	KYB 36
Rear suspension	PPS ³
Center shock	KYB 36
Rear shock	KYB 36

DRY WEIGHT

Dry weight	227 kg
------------	--------

FEATURES

Frame	Radien-X	Heated throttle lever	Standard
Skis	Blade DS+	Heated grips	Standard
Seating	Sport, 1-up	Gauge	4.5-in. digital display
Handlebar	Straight steel with hooks	Windshield	Medium with side deflectors
Riser block height	120 mm	Visor Plug front / rear	Front
Starter	Electric	USB power outlet	Yes, in front compartment
Reverse	Mechanical	LinQ attachment	2 pairs

* Vehicle overall length without snowflap.

ADVENTURE LX



Family Fun
+ Trail



ROTAX® ENGINE		600 ACE	COLOUR		Viper Red / Black
Engine details	Liquid-cooled, four-stroke D.O.H.C.				
Cylinders	2				
Displacement	600 cc				
Bore	74 mm				
Stroke	69.7 mm				
Maximum engine speed	7250 RPM				
Carburation	EFI				
Recommended fuel type	Unleaded				
Minimum octane	95				
Fuel tank	37 liters				
POWERTRAIN			DIMENSIONS		
Drive clutch type	eDrive II		Vehicle overall length*	3060 mm	
Driven clutch type	QRS		Vehicle overall width	1280 mm	
Brake system	Hydraulic brake with braided steel brake line, plastic master cylinder		Vehicle overall height	1470 mm	
DRY WEIGHT			Ski stance	1097 mm	
Dry weight	240 kg		Track nominal width	381 mm	
FEATURES			SUSPENSION		
Frame	Radien-X		Front suspension	LFS+	
Skis	Blade DS+		Front shock	KYB 36	
Seating	2-up		Rear suspension	PPS ³	
Handlebar	Steel with hooks		Center shock	KYB 36	
Riser block height	120 mm		Rear shock	KYB 36	
Starter	Electric		Heated grips	Standard	
Reverse	Mechanical		Gauge	4.5-in. digital display	
Heated throttle lever	Standard		Windshield	Extra high with side deflectors	
			Visor Plug front / rear	Front	
			USB power outlet	Yes, in front compartment	
			Air radiator with fan	Yes	
			LinQ attachment	1 pair	

* Vehicle overall length without snowflap.

COMMANDER RE



On & Off Trail
 + Mountain / Deep Snow
 + Utility
 + Family Fun



ROTAX® ENGINE

900 ACE Turbo R

Engine details	Liquid-cooled, four-stroke D.O.H.C., turbocharged
Cylinders	3
Displacement	899.0 cc
Bore	74 mm
Stroke	69.7 mm
Maximum engine speed	7900 RPM
Carburation	EFI
Recommended fuel type	Unleaded
Minimum octane	95
Fuel tank	42 liters

COLOUR

Scandie Blue/Black

DIMENSIONS

Vehicle overall length*	3230 mm
Vehicle overall width	1200 mm
Vehicle overall height	1250 mm
Ski stance	996 mm
Track nominal width	500 mm
Track nominal length	3923 mm
Track profile height	44 mm PowderMax

POWERTRAIN

Gearbox	2F/N/R with push-button reverse
Drive clutch type	pDrive
Driven clutch type	QRS
Brake system	Hydraulic brake with braided steel brake line, plastic master cylinder

DRY WEIGHT

Dry weight	295 kg
------------	--------

SUSPENSION

Front suspension	LFS+ with bended lower A-Arms
Front shock	KYB PRO 36 EA-3 R Kashima
Rear suspension	EasyRide +
Center shock	KYB 46 Plus Kashima
Rear shock	KYB PRO 46 EA-3 R Kashima

FEATURES

Frame	Radien-X
Skis	Blade DS+
Seating	Modular, 1-up heated
Handlebar	U-type steel with hooks, low grab handle
Riser block height	145 mm
Starter	Electric
Reverse	Electromechanical
Heated throttle lever	Standard

Heated grips	Standard
Gauge	7.2-in. wide digital display
Hitch	Low
Visor Plug front / rear	Standard
USB power outlet	Front
Air radiator with fan	Front
LinQ attachment	Yes

* Vehicle overall length without snowflap.

COMMANDER GRAND TOURER



Family Fun

- + On & Off Trail
- + Utility
- + Mountain / Deep Snow



ROTAX® ENGINE	900 ACE Turbo	900 ACE Turbo R	COLOUR	Noble Bronze / Black
Engine details	Liquid-cooled, four-stroke D.O.H.C., turbocharged			
Cylinders	3			
Displacement	899.0 cc			
Bore	74 mm			
Stroke	69.7 mm			
Maximum engine speed	7750 RPM	7900 RPM		
Carburation	EFI			
Recommended fuel type	Unleaded			
Minimum octane	95			
Fuel tank	42 liters			

POWERTRAIN

Gearbox	2F/N/R with push-button reverse
Drive clutch type	pDrive
Driven clutch type	QRS
Brake system	Hydraulic brake with braided steel brake line, plastic master cylinder

DRY WEIGHT

Dry weight	304 kg	306 kg
------------	--------	--------

FEATURES

Frame	Radien-X
Skis	Blade DS+
Seating	Luxury Modular 1+1 with heating
Handlebar	Steel with hooks
Riser block height	Adjustable 125-165 mm
Starter	Electric
Reverse	Electromechanical
Heated throttle lever	Standard
Heated grips	Standard

DIMENSIONS

Vehicle overall length*	3230 mm
Vehicle overall width	1280 mm
Vehicle overall height	1470 mm
Ski stance	1080 mm
Track nominal width	500 mm
Track nominal length	3923 mm
Track profile height	44 mm PowderMax

SUSPENSION

Front suspension	LFS+
Front shock	KYB 36 Plus R
Rear suspension	EasyRide with adjustment
Center shock	KYB 46 Plus Kashima
Rear shock	KYB 46 Plus Kashima

Gauge	7.2-in. wide digital display / 7.8-in panorama display (spring only)
Mirrors	Standard
Windshield	Extra high with side deflectors
Hitch	Standard
Visor Plug front / rear	Front/Rear
USB power outlet	Front
Air radiator with fan	Yes
LinQ attachment	Multi-LinQ plate

* Vehicle overall length without snowflap.

COMMANDER LIMITED



On & Off Trail
+ Utility
+ Mountain / Deep Snow
+ Family Fun



ROTAX® ENGINE	900 ACE	900 ACE Turbo	COLOUR	Scandie Blue/Black
Engine details	Liquid-cooled, four-stroke D.O.H.C.	Liquid-cooled, four-stroke D.O.H.C., turbocharged	DIMENSIONS	
Cylinders	3		Vehicle overall length*	3240 mm
Displacement	899.0 cc		Vehicle overall width	1200 mm
Bore	74 mm		Vehicle overall height	1500 mm
Stroke	69.7 mm		Ski stance	996 mm
Maximum engine speed	7250 RPM	7750 RPM	Track nominal width	500 mm
Carburation	EFI		Track nominal length	3923 mm
Recommended fuel type	Unleaded		Track profile height	44 mm PowderMax
Minimum octane	95		SUSPENSION	
Fuel tank	42 liters		Front suspension	LFS+ with bended lower A-Arms
POWERTRAIN			Front shock	KYB 36
Gearbox	2F/N/R with push-button reverse		Rear suspension	EasyRide with adjustment
Drive clutch type	pDrive with slider shoes (900 ACE) pDrive (900 ACE Turbo)		Center shock	KYB 36
Driven clutch type	QRS		Rear shock	KYB 36
Brake system	Hydraulic brake with braided steel brake line, plastic master cylinder			
DRY WEIGHT				
Dry weight	297 kg	308 kg		
FEATURES				
Frame	Radien-X		Heated throttle lever	Standard
Skis	Blade DS+		Heated grips	Standard
Seating	Modular, 1+1		Gauge	7.2-in. wide digital display
Handlebar	U-type steel with hooks, low grab handle		Windshield	Extra high with side deflectors
Riser block height	145 mm		Hitch	Standard
Starter	Electric		Visor Plug front / rear	Front
Reverse	Electromechanical		USB power outlet	Front
			Air radiator with fan	Yes
			LinQ attachment	Multi-LinQ plate

* Vehicle overall length without snowflap.

COMMANDER



On & Off Trail

+ Utility

+ Mountain / Deep Snow

+ Family Fun



ROTAX® ENGINE	600R E-TEC	900 ACE	900 ACE Turbo	COLOUR	Scandie Blue/Black	
Engine details	Liquid-cooled, two-stroke, 3-D R.A.V.E.™	Liquid-cooled, four-stroke D.O.H.C.	Liquid-cooled, four-stroke D.O.H.C., turbo-charged	DIMENSIONS		
Cylinders	2	3		Vehicle overall length*	3240 mm	
Displacement	599.4 cc	899.0 cc		Vehicle overall width	1200 mm	
Bore	72.3 mm	74 mm		Vehicle overall height	1500 mm	
Stroke	73 mm	69.7 mm		Ski stance	996 mm	
Maximum engine speed	8100 RPM	7250 RPM	7750 RPM	Track nominal width	500 mm	
Carburation	Electronic Direct Injection	EFI		Track nominal length	3923 mm	
Recommended fuel type	Unleaded	Unleaded		Track profile height	44 mm PowderMax	
Minimum octane	95	95		DRY WEIGHT		
Fuel tank	42 liters	42 liters		Dry weight	265 kg (600R E-TEC) 277 kg (900 ACE) 289 kg (900 ACE Turbo)	
Oil tank capacity (2-stroke)	3.4 liters			SUSPENSION		
POWERTRAIN						
Gearbox	2F/N/R with push-button reverse				LFS+	
Drive clutch type	pDrive with clickers (600R E-TEC) pDrive with slider shoes (900 ACE) pDrive (900 ACE Turbo)				with bended lower A-Arms	
Driven clutch type	QRS				Front shock	KYB 36
Brake system	Hydraulic brake with braided steel brake line, plastic master cylinder				Rear suspension	EasyRide with adjustment
FEATURES					Center shock	KYB 36
Frame	Radien-X				Rear shock	KYB 36
Skis	Blade DS+				Heated throttle lever	Standard
Seating	Modular, 1-up				Heated grips	Standard
Handlebar	U-type steel with hooks, low grab handle				Gauge	4.5-in. digital display
Riser block height	145 mm				Windshield	Extra high with side deflectors
Starter	Electric				Hitch	Standard
Reverse	RER (600R E-TEC) Electromechanical (ACE)				Visor Plug front / rear	Front
				USB power outlet	Front	
				Air radiator with fan	Yes	
				LinQ attachment	Multi-LinQ plate	

* Vehicle overall length without snowflap.

49 RANGER PRO



- Mountain / Deep Snow
 + Steep and deep
 + On & Off Trail
 + Utility



ROTAX® ENGINE	600R E-TEC	850 E-TEC
Engine details	Liquid-cooled, two-stroke, 3-D R.A.V.E.™	Liquid-cooled, two-stroke, 3-D R.A.V.E.™
Cylinders	2	
Displacement	599.4 cc	849 cc
Bore	72.3 mm	82 mm
Stroke	73 mm	80.4 mm
Maximum engine speed	8100 RPM	7900 RPM
Carburation	Electronic Direct Injection	Electronic Direct Injection with additional booster injectors
Recommended fuel type	Unleaded	
Minimum octane	95	
Fuel tank	37 liters	
Oil tank capacity (2-stroke)	3.4 liters	

POWERTRAIN

Drive clutch type	pDrive with clickers
Driven clutch type	QRS
Brake system	Hydraulic brake with braided steel brake line, plastic master cylinder

DRY WEIGHT

Dry weight	240 kg	249 kg
-------------------	--------	--------

FEATURES

Frame	Radien ²
Skis	Blade DS+
Seating	Sport, 1-up
Handlebar	U-type steel with hooks, low grab handle
Riser block height	145 mm
Starter	Electric and manual
Reverse	RER
Heated throttle lever	Standard

Heated grips	Standard
Gauge	7.2-in. wide digital display
Windshield	Medium with side deflectors
Hitch	Standard
Visor Plug front / rear	Front
USB power outlet	Yes, in front compartment
Air radiator with fan	Yes
LinQ attachment	Multi-LinQ plate

COLOUR	Orange/Full Moon Silver/Black
---------------	-------------------------------

DIMENSIONS

Vehicle overall length*	3385 mm
Vehicle overall width	1120 mm
Vehicle overall height	1320 mm
Ski stance	921 mm
Track nominal width	381 mm
Track nominal length	3923 mm
Track profile height	64 mm PowderMax

SUSPENSION

Front suspension	LFS with bended lower A-Arms
Front shock	KYB 36
Rear suspension	PPS ² -DS+
Center shock	KYB 36
Rear shock	KYB 36

* Vehicle overall length without snowflap.

49 RANGER ST



Mountain / Deep Snow

- + On & Off Trail
- + Utility
- + Family Fun
- + Trail



ROTAX® ENGINE	900 ACE	900 ACE Turbo	COLOUR	Noble Bronze / Black
Engine details	Liquid-cooled, four-stroke D.O.H.C.	Liquid-cooled, four-stroke D.O.H.C., turbocharged	DIMENSIONS	
Cylinders	3		Vehicle overall length*	3290 mm
Displacement	899.0 cc		Vehicle overall width	1280 mm
Bore	74 mm		Vehicle overall height	1470 mm
Stroke	69.7 mm		Ski stance	1097 mm
Maximum engine speed	7250 RPM	7750 RPM	Track nominal width	406 mm
Carburation	EFI		Track nominal length	3923 mm
Recommended fuel type	Unleaded		Track profile height	51 mm PowderMax
Minimum octane	95			
Fuel tank	37 liters			

POWERTRAIN

Drive clutch type	pDrive with slider shoes (900 ACE) pDrive (900 ACE Turbo)
Driven clutch type	QRS
Brake system	Hydraulic brake with braided steel brake line, plastic master cylinder

DRY WEIGHT

Dry weight	262 kg	274 kg
-------------------	--------	--------

SUSPENSION

Front suspension	LFS+
Front shock	KYB 36
Rear suspension	EasyRide with adjustment
Center shock	KYB 36
Rear shock	KYB 36

FEATURES

Frame	Radien-X	Heated grips	Standard
Skis	Blade DS+	Gauge	7.2-in. wide digital display
Seating	2-up	Mirrors	Standard
Handlebar	U-type steel with hooks, low grab handle	Windshield	Extra high with side deflectors
Riser block height	145 mm	Hitch	Standard
Starter	Electric	Visor Plug front / rear	Front
Reverse	Mechanical	USB power outlet	Yes, in front compartment
Heated throttle lever	Standard	Air radiator with fan	Yes
		LinQ attachment	Multi-LinQ plate

* Vehicle overall length without snowflap.

49 RANGER



Mountain / Deep Snow
+ On & Off Trail
+ Utility



ROTAX® ENGINE

600 ACE

Engine details	Liquid-cooled, four-stroke D.O.H.C.
Cylinders	2
Displacement	600 cc
Bore	74 mm
Stroke	69.7 mm
Maximum engine speed	7250 RPM
Carburation	EFI
Recommended fuel type	Unleaded
Minimum octane	95
Fuel tank	37 liters

COLOUR

Orange/Full Moon
Silver/Black

DIMENSIONS

Vehicle overall length*	3290 mm
Vehicle overall width	1200 mm
Vehicle overall height	1540 mm
Ski stance	996 mm
Track nominal width	406 mm
Track nominal length	3923 mm
Track profile height	38 mm DSG

POWERTRAIN

Drive clutch type	eDrive II
Driven clutch type	QRS
Brake system	Hydraulic brake with braided steel brake line, plastic master cylinder

SUSPENSION

Front suspension	LFS+ with bended lower A-Arms
Front shock	KYB 36
Rear suspension	EasyRide
Center shock	KYB 36
Rear shock	KYB 36

DRY WEIGHT

Dry weight	246 kg
------------	--------

FEATURES

Frame	Radien-X
Skis	Blade DS+
Seating	2-up light
Handlebar	U-type steel with hooks, low grab handle
Riser block height	145 mm
Starter	Electric
Reverse	Mechanical
Heated throttle lever	Standard

Heated grips	Standard
Gauge	4.5-in. digital display
Windshield	Extra high with side deflectors
Hitch	Standard
Visor Plug front / rear	Front
USB power outlet	Yes, in front compartment
Air radiator with fan	Yes
LinQ attachment	Multi-LinQ plate

* Vehicle overall length without snowflap.

59 RANGER 600 ACE



On & Off Trail

- + Mountain / Deep Snow
- + Recreation Utility
- + Family Fun



ROTAX® ENGINE

600 ACE

Engine details	Liquid-cooled, four-stroke D.O.H.C.
Cylinders	2
Displacement	600 cc
Bore	74 mm
Stroke	69.7 mm
Maximum engine speed	7250 RPM
Carburation	EFI
Recommended fuel type	Unleaded
Minimum octane	95
Fuel tank	42 liters

COLOUR

Viper Red / Black

DIMENSIONS

Vehicle overall length*	3240 mm
Vehicle overall width	1200 mm
Vehicle overall height	1500 mm
Ski stance	996 mm
Track nominal width	500 mm
Track nominal length	3923 mm
Track profile height	44 mm

POWERTRAIN

Gearbox	2F/N/R with push-button reverse
Drive clutch type	eDrive II
Driven clutch type	QRS
Brake system	Hydraulic brake with braided steel brake line, plastic master cylinder

SUSPENSION

Front suspension	LFS+
Front shock	KYB 36
Rear suspension	EasyRide with adjustment
Center shock	KYB 36
Rear shock	KYB 36

DRY WEIGHT

Dry weight	263 kg
------------	--------

FEATURES

Frame	Radien-X	Heated grips	Standard
Skis	Blade DS+	Gauge	4.5-in. digital display
Seating	Modular, 1-up	Windshield	Extra high with side deflectors
Handlebar	U-type steel with hooks, low grab handle	Hitch	Standard
Riser block height	145 mm	Visor Plug front / rear	Front
Starter	Electric	USB power outlet	Front
Reverse	Electromechanical	Air radiator with fan	Yes
Heated throttle lever	Standard	LinQ attachment	Multi-LinQ plate

* Vehicle overall length without snowflap.

59 RANGER 600 EFI



On & Off Trail

+ Mountain / Deep Snow

+ Utility

+ Family Fun



ROTAX® ENGINE

600 EFI

Engine details	Liquid-cooled, two-stroke
Cylinders	2
Displacement	599.4 cc
Bore	72.3 mm
Stroke	73 mm
Maximum engine speed	7500 RPM
Carburation	EFI
Recommended fuel type	Unleaded
Minimum octane	95
Fuel tank	42 liters
Oil tank capacity (2-stroke)	3.4 liters

COLOUR

Viper Red / Black

DIMENSIONS

Vehicle overall length*	3240 mm
Vehicle overall width	1200 mm
Vehicle overall height	1500 mm
Ski stance	996 mm
Track nominal width	500 mm
Track nominal length	3923 mm
Track profile height	38 mm

POWERTRAIN

Drive clutch type	pDrive
Driven clutch type	QRS
Brake system	Hydraulic brake with braided steel brake line, plastic master cylinder

SUSPENSION

Front suspension	LFS+
Front shock	Motion Control
Rear suspension	EasyRide
Center shock	KYB 36
Rear shock	KYB 36

DRY WEIGHT

Dry weight	241 kg
------------	--------

FEATURES

Frame	Radien-X	Reverse	RER
Skis	Blade DS+	Heated throttle lever	Standard
Seating	Modular, 1-up	Heated grips	Standard
Handlebar	U-type steel with hooks	Gauge	Compact digital display
Riser block height	145 mm	Windshield	Extra high with side deflectors
Starter	Electric and manual	Air radiator with fan	Yes
		LinQ attachment	Multi-LinQ plate

* Vehicle overall length without snowflap.

59 RANGER ALPINE



Heavy Duty Work

+ Utility

+ On & Off Trail

+ Mountain / Deep Snow



ROTAX® ENGINE

900 ACE

Engine details	Liquid-cooled, four-stroke D.O.H.C.
Cylinders	3
Displacement	899.0 cc
Bore	74 mm
Stroke	69.7 mm
Maximum engine speed	7250 RPM
Carburation	EFI
Recommended fuel type	Unleaded
Minimum octane	95
Fuel tank	42 liters

COLOUR

White/Orange/Black

DIMENSIONS

Vehicle overall length*	3240 mm
Vehicle overall width	1280 mm
Vehicle overall height	1470 mm
Ski stance	1080 mm
Track nominal width	500 mm
Track nominal length	3923 mm
Track profile height	38 mm Cobra (studded)

POWERTRAIN

Gearbox	2F/N/R with push-button reverse
Drive clutch type	pDrive with slider shoes
Driven clutch type	QRS
Brake system	Hydraulic brake with braided steel brake line, plastic master cylinder

SUSPENSION

Front suspension	LFS
Front shock	KYB 36
Rear suspension	EasyRide with extension lock
Center shock	KYB 36
Rear shock	KYB 36

DRY WEIGHT

Dry weight	291 kg
------------	--------

FEATURES

Frame	Radien-X	Heated throttle lever	Standard
Skis	Blade DS+	Heated grips	Standard
Seating	Modular, 1-up heated	Gauge	7.2-in. wide digital display
Handlebar	U-type steel with hooks, low grab handle	Windshield	Extra high with side deflectors
Riser block height	145 mm	Hitch	Standard
Starter	Electric	Visor Plug front / rear	Front
Reverse	Electromechanical	USB power outlet	Front
		Air radiator with fan	Yes

* Vehicle overall length without snowflap.

69 RANGER ALPINE



Heavy Duty Work
+ Utility
+ Mountain / Deep Snow
+ On & Off Trail



ROTAX® ENGINE

900 ACE Turbo

Engine details	Liquid-cooled, four-stroke D.O.H.C., turbocharged
Cylinders	3
Displacement	899.0 cc
Bore	74 mm
Stroke	69.7 mm
Maximum engine speed	7750 RPM
Carburation	EFI
Recommended fuel type	Unleaded
Minimum octane	95
Fuel tank	42 liters

COLOUR

White/Orange/Black

DIMENSIONS

Vehicle overall length*	3240 mm
Vehicle overall width	1280 mm
Vehicle overall height	1470 mm
Ski stance	1080 mm
Track nominal width	600 mm
Track nominal length	3968 mm
Track profile height	38 mm Ice Cobra silent (studded)

POWERTRAIN

Gearbox	2F/N/R with push-button reverse
Drive clutch type	pDrive
Driven clutch type	QRS
Brake system	RS brake with 4 piston caliber, plastic master cylinder

SUSPENSION

Front suspension	LFS
Front shock	KYB 36
Rear suspension	EasyRide Alpine
Center shock	KYB 36
Rear shock	2 x KYB 36

DRY WEIGHT

Dry weight	316 kg
------------	--------

FEATURES

Frame	Radien-X	Heated grips	Standard
Skis	Blade DS+	Gauge	7.2-in. wide digital display
Seating	Modular, 1-up heated	Mirrors	Standard
Handlebar	U-type steel with hooks, low grab handle	Windshield	Extra high with side deflectors
Riser block height	145 mm	Hitch	Standard
Starter	Electric	Visor Plug front / rear	Front
Reverse	Electromechanical	USB power outlet	Yes, in front compartment
Heated throttle lever	Standard	Air radiator with fan	Yes

* Vehicle overall length without snowflap.

69 RANGER LIMITED



Heavy Duty Work

- + Utility
- + Mountain / Deep Snow
- + On & Off Trail



ROTAX® ENGINE

900 ACE Turbo

Engine details	Liquid-cooled, four-stroke D.O.H.C., turbocharged
Cylinders	3
Displacement	899.0 cc
Bore	74 mm
Stroke	69.7 mm
Maximum engine speed	7750 RPM
Carburation	EFI
Recommended fuel type	Unleaded
Minimum octane	95
Fuel tank	42 liters

COLOUR

White/Orange/Black

DIMENSIONS

Vehicle overall length*	3240 mm
Vehicle overall width	1200 mm
Vehicle overall height	1500 mm
Ski stance	996 mm
Track nominal width	600 mm
Track nominal length	3923 mm
Track profile height	38 mm

POWERTRAIN

Gearbox	2F/N/R with push-button reverse
Drive clutch type	pDrive
Driven clutch type	QRS
Brake system	Hydraulic brake with braided steel brake line, plastic master cylinder

SUSPENSION

Front suspension	LFS+ with bended lower A-Arms
Front shock	KYB 36
Rear suspension	EasyRide with adjustment
Center shock	KYB 36
Rear shock	KYB 36

DRY WEIGHT

Dry weight	323 kg
------------	--------

FEATURES

Frame	Radien-X	Heated grips	Standard
Skis	Blade DS+	Gauge	7.2-in. wide digital display
Seating	Modular, 1+1	Windshield	Extra high with side deflectors
Handlebar	U-type steel with hooks, low grab handle	Hitch	Standard
Riser block height	145 mm	Visor Plug front / rear	Front
Starter	Electric	USB power outlet	Front
Reverse	Electromechanical	Air radiator with fan	Yes
Heated throttle lever	Standard	LinQ attachment	Multi-LinQ plate

* Vehicle overall length without snowflap.

69 RANGER SNOW CRUISER



On & Off Trail
 + Family Fun
 + Utility
 + Heavy Duty Work
 + Mountain / Deep Snow
 + Trail



ROTAX® ENGINE

900 ACE Turbo R

Engine details	Liquid-cooled, four-stroke D.O.H.C., turbocharged
Cylinders	3
Displacement	899.0 cc
Bore	74 mm
Stroke	69.7 mm
Maximum engine speed	7900 RPM
Carburation	EFI
Recommended fuel type	Unleaded
Minimum octane	95
Fuel tank	42 liters

COLOUR

Noble Bronze / Black

DIMENSIONS

Vehicle overall length*	3250 mm
Vehicle overall width	1280 mm
Vehicle overall height	1470 mm
Ski stance	1097 mm
Track nominal width	600 mm
Track nominal length	3923 mm
Track profile height	38 mm

POWERTRAIN

Gearbox	2F/N/R with push-button reverse
Drive clutch type	pDrive
Driven clutch type	QRS
Brake system	Hydraulic brake with braided steel brake line, plastic master cylinder

SUSPENSION

Front suspension	LFS+
Front shock	KYB 36 Plus R
Rear suspension	EasyRide with adjustment
Center shock	KYB 46 Plus Kashima
Rear shock	KYB 46 Plus Kashima

DRY WEIGHT

Dry weight	313 kg
------------	--------

FEATURES

Frame	Radien-X	Heated grips	Standard
Skis	Blade DS+	Gauge	7.2-in. wide digital display
Seating	Luxury Modular 1+1 with heating	Mirrors	Standard
Handlebar	U-type steel with hooks, low grab handle	Windshield	Extra high with side deflectors
Riser block height	Adjustable 125-165 mm	Hitch	Standard
Starter	Electric	Visor Plug front / rear	Front/Rear
Reverse	Electromechanical	USB power outlet	Front
Heated throttle lever	Standard	Air radiator with fan	Yes
		LinQ attachment	Multi-LinQ plate

* Vehicle overall length without snowflap.

69 RANGER



Heavy Duty Work

- + Utility
- + Mountain / Deep Snow
- + On & Off Trail



ROTAX® ENGINE

	900 ACE
Engine details	Liquid-cooled, four-stroke D.O.H.C.
Cylinders	3
Displacement	899.0 cc
Bore	74 mm
Stroke	69.7 mm
Maximum engine speed	7250 RPM
Carburation	EFI
Recommended fuel type	Unleaded
Minimum octane	95
Fuel tank	42 liters

POWERTRAIN

Gearbox	2F/N/R with push-button reverse
Drive clutch type	pDrive with slider shoes
Driven clutch type	QRS
Brake system	Hydraulic brake with braided steel brake line, plastic master cylinder

DRY WEIGHT

Dry weight	289 kg
------------	--------

FEATURES

Frame	Radien-X
Skis	Blade DS+
Seating	Modular, 1-up heated
Handlebar	U-type steel with hooks, low grab handle
Riser block height	145 mm
Starter	Electric
Reverse	Electromechanical
Heated throttle lever	Standard

COLOUR

White/Orange/Black

DIMENSIONS

Vehicle overall length*	3240 mm
Vehicle overall width	1200 mm
Vehicle overall height	1500 mm
Ski stance	996 mm
Track nominal width	600 mm
Track nominal length	3923 mm
Track profile height	38 mm

SUSPENSION

Front suspension	LFS+ with bended lower A-Arms
Front shock	KYB 36
Rear suspension	EasyRide with adjustment
Center shock	KYB 36
Rear shock	KYB 36

* Vehicle overall length without snowflap.

MODELS & PLATFORMS

2024

Radien²

Xterrain RE 3700 850 E-TEC
 Xterrain 3700 600R E-TEC
 Shredder RE 3700 600R E-TEC
 Shredder RE 3700 850 E-TEC
 Shredder RE 3700 850 E-TEC Turbo R
 Shredder RE 3900 850 E-TEC
 Shredder RE 3900 850 E-TEC Turbo R
 Shredder 3900 600R E-TEC
 Shredder DS 3900 850 E-TEC
 Shredder DS 3900 850 E-TEC Turbo R
 Shredder DS 4100 850 E-TEC Turbo R
 Rave RE 850 E-TEC
 Rave RE 600R E-TEC
 Rave Enduro 600R E-TEC
 49 Ranger PRO 600R E-TEC
 49 Ranger PRO 850 E-TEC

Radien

Xterrain 3700 600 EFI

Radien-X (400 mm)

Xterrain RE 3700 900 ACE Turbo R
 Adventure 600 ACE
 Adventure SC 900 ACE
 Adventure SC 900 ACE Turbo
 Adventure LX 600 ACE
 49 Ranger 600 ACE
 49 Ranger ST 900 ACE
 49 Ranger ST 900 ACE Turbo

Radien-X (500 mm)

Xterrain Brutal 3900 850 E-TEC
 Commander RE 900 ACE Turbo R
 Commander 600R E-TEC
 Commander 900 ACE
 Commander 900 ACE Turbo
 Commander Limited 900 ACE
 Commander Limited 900 ACE Turbo
 Commander Grand Tourer 900 ACE Turbo
 Commander Grand Tourer 900 ACE Turbo R
 59 Ranger 600 ACE 600 ACE
 59 Ranger 600 EFI 600 EFI
 59 Ranger Alpine 900 ACE

Radien-X (600 mm)

69 Ranger 900 ACE
 69 Ranger Limited 900 ACE Turbo
 69 Ranger SnowCruiser 900 ACE Turbo R
 69 Ranger Alpine 900 ACE Turbo

2023

Radien²

Shredder RE 3700 850 E-TEC
 Shredder RE 3700 850 E-TEC Turbo R
 Shredder RE 3900 850 E-TEC
 Shredder RE 3900 850 E-TEC Turbo R
 Shredder DS 3900 850 E-TEC
 Shredder DS 3900 850 E-TEC Turbo R
 Shredder DS 4100 850 E-TEC Turbo R

Radien

Xterrain 3700 600 EFI
 Xterrain 3700 600R E-TEC
 Xterrain 3900 600 EFI
 Xterrain 3900 600R E-TEC
 Xterrain PRO 3900 600R E-TEC
 Xterrain PRO 3900 850 E-TEC
 Xterrain RE 3700 850 E-TEC
 Shredder 3900 600R E-TEC
 Rave RE 600R E-TEC
 Rave RE 850 E-TEC
 Rave Enduro 600R E-TEC
 49 Ranger PRO 600R E-TEC

Radien-X (400 mm)

49 Ranger 600 ACE
 49 Ranger ST 900 ACE
 49 Ranger ST 900 ACE Turbo
 Xterrain RE 3700 900 ACE Turbo R
 Adventure 600 ACE
 Adventure LX 600 ACE
 Adventure SC 900 ACE
 Adventure SC 900 ACE Turbo

Radien-X (500 mm)

Commander 600R E-TEC
 Commander 900 ACE
 Commander 900 ACE Turbo
 Commander Limited 900 ACE
 Commander Limited 900 ACE Turbo
 Commander GLX 900 ACE Turbo R
 Commander Grand Tourer 900 ACE Turbo
 Commander Grand Tourer 900 ACE Turbo R
 Xterrain Brutal 850 E-TEC
 59 Ranger 600 ACE
 59 Ranger 600 EFI
 59 Ranger Alpine 900 ACE

Radien-X (600 mm)

69 Ranger 900 ACE
 69 Ranger Limited 900 ACE Turbo
 69 Ranger Limited 900 ACE Turbo R
 69 Ranger SnowCruiser 900 ACE Turbo R
 69 Ranger Alpine 900 ACE Turbo

2022

Radien

Xterrain 3700 600 EFI
 Xterrain 3700 600R E-TEC
 Xterrain 3900 600 EFI
 Xterrain 3900 600R E-TEC
 Xterrain PRO 3900 600R E-TEC
 Xterrain PRO 3900 850 E-TEC
 Xterrain RE 3700 850 E-TEC
 BoonDocker 3900 600R E-TEC
 BoonDocker 3900 850 E-TEC
 BoonDocker RE 3700 850 E-TEC
 BoonDocker RE 3900 850 E-TEC
 BoonDocker DS 3900 850 E-TEC
 BoonDocker DS 4100 850 E-TEC
 Rave RE 600R E-TEC
 Rave RE 850 E-TEC
 Rave Enduro 600R E-TEC

Radien-X (400 mm)

49 Ranger 600 ACE
 49 Ranger PRO 600R E-TEC
 49 Ranger PRO 900 ACE
 49 Ranger ST 900 ACE
 Xterrain RE 3700 900 ACE Turbo R
 Adventure 600 ACE
 Adventure LX 600 ACE
 Adventure SC 900 ACE



Radien-X (500 mm)

Commander 600R E-TEC
 Commander 900 ACE
 Commander 900 ACE Turbo
 Commander Limited 600R E-TEC
 Commander Limited 900 ACE
 Commander Limited 900 ACE Turbo
 Commander Grand Tourer 900 ACE
 Commander Grand Tourer 900 ACE Turbo
 Xterrain Brutal 850 E-TEC
 59 Ranger 600 ACE
 59 Ranger 600 EFI
 59 Ranger Alpine 900 ACE

Radien-X (600 mm)

69 Ranger 900 ACE
 69 Ranger Limited 900 ACE Turbo
 69 Ranger SnowCruiser 900 ACE Turbo
 69 Ranger Alpine 900 ACE Turbo

LYNX 2024 SPECIFICATIONS

		Rave				Adventure		
								
		RE	Enduro	120	200	LX	SC	
COLOUR		Platinum Silver Satin / Evo Red	Bright White / Evo Red	Viper Red	Viper Red	Viper Red / Black	Viper Red / Black	Viper Red / Black
FEATURES	Frame	Radien ²	Radien ²	Youth	Youth	Radien-X	Radien-X	Radien-X
	Skis	Blade XC+	Blade XC+			Blade DS+	Blade DS+	Blade DS+
	Seating	Sport, 1-up	Sport, 1-up			Sport, 1-up	2-up	Sport, 1-up
	Handlebar	U-type aluminium with hooks	U-type aluminium with hooks			Straight steel with hooks	Steel with hooks	Straight steel with hooks
	Starter	Manual Electric (optional)	Manual	Manual	Electric	Electric	Electric	Electric
	Reverse	RER	RER			Mechanical	Mechanical	Electro-mechanical
	Windshield	Extra low	Extra low	Low	Low	Medium with side deflectors	Extra high with side deflectors	Medium with side deflectors
GAUGE		7.2-in. wide digital display / 10.25-in Color Display (optional)	7.2-in. wide digital display			4.5-in. digital display	4.5-in. digital display	7.2-in. wide digital display / 7.8-in panorama display (optional on Turbo)
SUSPENSION	Front suspension	LFS+	LFS+	A-Arm	A-Arm	LFS+	LFS+	LFS+
	Front shock	KYB PRO 46 HLCR Kashima	KYB PRO 46 HLCR Kashima	Hydraulic twin-tube	Hydraulic twin-tube	KYB 36	KYB 36	KYB 36 Plus
	Rear suspension	PPS ³	PPS ³	Slide rail, adjustable torsion spring	Slide rail, adjustable torsion spring	PPS ³	PPS ³	PPS ³
	Center shock	KYB PRO 46 HLCR Kashima	KYB PRO 46 HLCR Kashima			KYB 36	KYB 36	KYB 36 Plus
	Rear shock	KYB PRO 46 HLCR Kashima	KYB PRO 46 HLCR Kashima	Hydraulic twin-tube	Hydraulic twin-tube	KYB 36	KYB 36	KYB 46 Plus Kashima
ROTAX® ENGINE		600R E-TEC 850 E-TEC	600R E-TEC	120	200	600 ACE	600 ACE	900 ACE 900 ACE Turbo
Fuel tank		37 liters	37 liters	1,9 liters	8,3 liters	37 liters	37 liters	37 liters
TRACK	Track nominal length	3487 mm	3269 mm	1700 mm	2360 mm	3705 mm	3487 mm	3705 mm
	Track nominal width	381 mm	381 mm	254 mm	254 mm	381 mm	381 mm	381 mm
	Track profile height	41 mm Cobra 32 mm Ice Ripper XT studded (optional)	41 mm Cobra	19 mm Cobra	25 mm Cobra	41 mm Cobra	32 mm Ripsaw	41 mm Cobra
DIMENSIONS	Ski stance	1097 mm	1097 mm	775 mm adjustable	775 mm adjustable	1097 mm	1097 mm	1097 mm
	Vehicle overall length*	3040 mm	2920 mm	1854 mm	2134 mm	3160 mm	3060 mm	3250 mm
	Vehicle overall width	1270 mm	1270 mm	914 mm	914 mm	1280 mm	1280 mm	1280 mm
	Vehicle overall height	1140 mm	1140 mm	864 mm	864 mm	1280 mm	1470 mm	1280 mm

Xterra™

Commander™



600R E-TEC	600 EFI	RE 850 E-TEC	RE 900 ACE Turbo R	Brutal	Limited	RE	Grand Tourer
Evo Red / Black	Race Orange / Black	Platinum Silver Satin / Evo Red	Platinum Silver Satin / Evo Red	Platinum Silver Satin / Evo Red Black (optional)	Scandie Blue/ Black	Scandie Blue/ Black	Noble Bronze / Black
Radien ²	Radien	Radien ²	Radien-X	Radien-X	Radien-X	Radien-X	Radien-X
Blade DS+	Blade DS+	Blade XC+	Blade XC+	Blade DS+	Blade DS+	Blade DS+	Blade DS+
Sport, 1-up	Sport, 1-up	Sport, 1-up	Sport, 1-up	Brutal, 1-up	Modular, 1-up	Modular, 1+1	Luxury Modular 1+1 with heating
U-type aluminium with hooks, low grab handle	U-type aluminium with hooks, low grab handle	U-type aluminium with hooks, low grab handle	U-type aluminium with hooks, low grab handle	U-type aluminium with hooks, low grab handle	U-type steel with hooks, low grab handle	U-type steel with hooks, low grab handle	Steel with hooks
Electric and manual	Electric and manual	Electric and manual	Electric	Electric and manual	Electric	Electric	Electric
RER	RER	RER	Electro-mechanical	RER	RER (600R E-TEC) Electro-mechanical (ACE)	Electro-mechanical	Electro-mechanical
Low	Low	Low	Low	Low	Extra high with side deflectors	Extra high with side deflectors	Extra high with side deflectors
4.5-in. digital display	Compact digital display	7.2-in. wide digital display / 10.25-in Color Display (optional)	7.2-in. wide digital display / 7.8-in panorama display (optional)	7.2-in. wide digital display / 7.8-in panorama display (optional)	4.5-in. digital display	7.2-in. wide digital display	7.2-in. wide digital display / 7.8-in panorama display (optional)
LFS+	LFS	LFS+	LFS+	LFS+	LFS+ with bended lower A-Arms	LFS+ with bended lower A-Arms	LFS+
KYB 36	KYB 36	KYB PRO 46 HLCR Kashima	KYB PRO 46 HLCR Kashima	KYB PRO 36 EA-3 R Kashima	KYB 36	KYB 36	KYB PRO 36 EA-3 R Kashima
PPS ² -DS+	PPS ² -DS+	PPS ³	PPS ³	EasyRide +	EasyRide with adjustment	EasyRide with adjustment	EasyRide +
KYB 36	KYB 36	KYB PRO 46 HLCR Kashima	KYB PRO 46 HLCR Kashima	KYB 46 Plus Kashima	KYB 36	KYB 36	KYB 46 Plus Kashima
KYB 36	KYB 36	KYB PRO 46 HLCR Kashima	KYB PRO 46 HLCR Kashima	KYB 46 Plus Kashima	KYB 36	KYB 36	KYB PRO 46 EA-3 R Kashima
600R E-TEC	600 EFI	850 E-TEC	900 ACE Turbo R	850 E-TEC	600R E-TEC 900 ACE 900 ACE Turbo	900 ACE 900 ACE Turbo	900 ACE Turbo R 900 ACE Turbo R
37 liters	37 liters	37 liters	37 liters	42 liters	42 liters	42 liters	42 liters
3705 mm	3705 mm	3705 mm	3705 mm	3923 mm	3923 mm	3923 mm	3230 mm
406 mm	406 mm	406 mm (optional)	406 mm (optional)	500 mm	500 mm	500 mm	500 mm
51 mm PowderMax	51 mm PowderMax	51 mm PowderMax 41 mm Ice Cobra studded (optional)	51 mm PowderMax 41 mm Ice Cobra studded (optional)	60 mm PowderMax	44 mm PowderMax	44 mm PowderMax	44 mm PowderMax
996 mm	996 mm	1097 mm	1097 mm	996 mm	996 mm	996 mm	1080 mm
3160 mm	3160 mm	3160 mm	3120 mm	3230 mm	3240 mm	3240 mm	3923 mm
1200 mm	1200 mm	1270 mm	1270 mm	1200 mm	1200 mm	1200 mm	1280 mm
1280 mm	1250 mm	1280 mm	1260 mm	1230 mm	1500 mm	1500 mm	1470 mm

LYNX 2024 SPECIFICATIONS

DEEP SNOW

UTILITY

Shredder

49 Ranger



DS

RE

PRO

ST

COLOUR		Evo Red / Black	Platinum Silver Satin / Evo Red Black (optional)	Bright White / Evo Red Black (optional)	Orange/Full Moon Silver/Black	Orange/Full Moon Silver/Black	Noble Bronze / Black
FEATURES	Frame	Radien ²	Radien ²	Radien ²	Radien-X	Radien ²	Radien-X
	Skis	Blade DS+	Blade DS+	Blade DS+	Blade DS+	Blade DS+	Blade DS+
	Seating	Shredder DS, 1-up	Shredder DS, 1-up	Shredder DS, 1-up	2-up light	Sport, 1-up	2-up
	Handlebar	U-type aluminium with hooks, low grab handle	U-type aluminium with hooks, low grab handle	U-type aluminium with hooks, low grab handle	U-type steel with hooks, low grab handle	U-type steel with hooks, low grab handle	U-type steel with hooks, low grab handle
	Starter	Manual Electric (optional)	Manual with SHOT Electric (optional on 3900)	Manual with SHOT Electric (optional on 3700)	Electric	Electric and manual	Electric
	Reverse	RER	RER	RER	Mechanical	RER	Mechanical
	Windshield				Extra high with side deflectors	Medium with side deflectors	Extra high with side deflectors
GAUGE		4.5-in. digital display	4.5-in. digital display / 10.25-in Color Display (optional)	4.5-in. digital display / 10.25-in Color Display (optional)	4.5-in. digital display	7.2-in. wide digital display	7.2-in. wide digital display
SUSPENSION	Front suspension	LFS	LFS	LFS	LFS+ with bended lower A-Arms	LFS with bended lower A-Arms	LFS+
	Front shock	KYB 36	KYB 36 Plus Kashima	KYB PRO 36 EA-3 R Kashima	KYB 36	KYB 36	KYB 36
	Rear suspension	PPS ² -DS+	PPS ² -DS+ (4100 optional)	PPS ² -DS+	EasyRide	PPS ² -DS+	EasyRide with adjustment
	Center shock	KYB 36	KYB 36 Plus Kashima	KYB 46 Plus Kashima	KYB 36	KYB 36	KYB 36
	Rear shock	KYB 36	KYB 36 Plus Kashima	KYB PRO 46 HLCR Kashima	KYB 36	KYB 36	KYB 36
ROTAX® ENGINE		600R E-TEC	850 E-TEC 850 E-TEC Turbo R	600R E-TEC 850 E-TEC 850 E-TEC Turbo R	600 ACE	600R E-TEC 850 E-TEC	900 ACE 900 ACE Turbo
Fuel tank		37 liters	37 liters	37 liters	37 liters	37 liters	37 liters
TRACK	Track nominal length	3923 mm	3912 mm 4178 mm	3705 mm 3923 mm (64mm) 3912 mm (76mm)	3923 mm	3923 mm	3923 mm
	Track nominal width	381 mm	381 mm	381 mm	406 mm	381 mm	406 mm
	Track profile height	64 mm PowderMax	76 mm PowderMax X-Light	64 mm PowderMax 76 mm PowderMax X-Light (optional 3900)	38 mm DSG	64 mm PowderMax	51 mm PowderMax
DIMENSIONS	Ski stance	921 mm	863 mm	921 mm	996 mm	921 mm	1097 mm
	Vehicle overall length*	3190 mm	3190 mm (3900) 3335 mm (4100)	3060 mm (3700) 3190 mm (3900)	3290 mm	3385 mm	3290 mm
	Vehicle overall width	1120 mm	1055 mm	1120 mm	1200 mm	1120 mm	1280 mm
	Vehicle overall height	1280 mm	1280 mm	1280 mm	1540 mm	1320 mm	1470 mm

59 Ranger



69 Ranger



59 Ranger			69 Ranger			
600 ACE	600 EFI	Alpine		Limited	Alpine	Snow Cruiser
Viper Red / Black	Viper Red / Black	White/Orange/Black	White/Orange/Black	White/Orange/Black	White/Orange/Black	Noble Bronze / Black
Radien-X	Radien-X	Radien-X	Radien-X	Radien-X	Radien-X	Radien-X
Blade DS+	Blade DS+	Blade DS+	Blade DS+	Blade DS+	Blade DS+	Blade DS+
Modular, 1-up	Modular, 1-up	Modular, 1-up heated	Modular, 1-up heated	Modular, 1+1	Modular, 1-up heated	Luxury Modular 1+1 with heating
U-type steel with hooks, low grab handle	U-type steel with hooks	U-type steel with hooks, low grab handle	U-type steel with hooks, low grab handle	U-type steel with hooks, low grab handle	U-type steel with hooks, low grab handle	U-type steel with hooks, low grab handle
Electric	Electric and manual	Electric	Electric	Electric	Electric	Electric
Electromechanical	RER	Electromechanical	Electromechanical	Electromechanical	Electromechanical	Electromechanical
Extra high with side deflectors	Extra high with side deflectors	Extra high with side deflectors	Extra high with side deflectors	Extra high with side deflectors	Extra high with side deflectors	Extra high with side deflectors
4.5-in. digital display	Compact digital display	7.2-in. wide digital display	4.5-in. digital display	7.2-in. wide digital display	7.2-in. wide digital display	7.2-in. wide digital display
LFS+	LFS+	LFS	LFS+ with bended lower A-Arms	LFS+ with bended lower A-Arms	LFS	LFS+
KYB 36	Motion Control	KYB 36	KYB 36	KYB 36	KYB 36	KYB 36 Plus R
EasyRide with adjustment	EasyRide	EasyRide with extension lock	EasyRide with adjustment	EasyRide with adjustment	EasyRide Alpine	EasyRide with adjustment
KYB 36	KYB 36	KYB 36	KYB 36	KYB 36	KYB 36	KYB 46 Plus Kashima
KYB 36	KYB 36	KYB 36	KYB 36	KYB 36	2 x KYB 36	KYB 46 Plus Kashima
600 ACE	600 EFI	900 ACE	900 ACE	900 ACE Turbo	900 ACE Turbo	900 ACE Turbo R
42 liters	42 liters	42 liters	42 liters	42 liters	42 liters	42 liters
3923 mm	3923 mm	3923 mm	3923 mm	3923 mm	3968 mm	3923 mm
500 mm	500 mm	500 mm	600 mm	600 mm	600 mm	600 mm
44 mm	38 mm	38 mm Cobra (studded)	38 mm	38 mm	38 mm Ice Cobra silent (studded)	38 mm
996 mm	996 mm	1080 mm	996 mm	996 mm	1080 mm	1097 mm
3240 mm	3240 mm	3240 mm	3240 mm	3240 mm	3240 mm	3250 mm
1200 mm	1200 mm	1280 mm	1200 mm	1200 mm	1280 mm	1280 mm
1500 mm	1500 mm	1470 mm	1500 mm	1500 mm	1470 mm	1470 mm

ACCESSORIES

- 41 LinQ accessories
- 42 Accessory bundles
- 44 Storage
- 53 Seats & Accessories
- 56 Wind protection & Mirrors
- 61 Bumpers
- 63 Towing
- 65 Skid plates, Protectors & Reinforcement
- 68 Ergonomics
- 70 Rave 120 & 200 Accessories
- 71 59 Ranger & 69 Ranger Alpine Accessories
- 73 Suspension
- 74 Covers
- 76 Trailing & Covers
- 78 Skis
- 79 Universal
- 81 Cooling
- 82 Electrical
- 86 Parts & Performance
- 87 XPS Lubricants and Care Products
- 88 Tracks and Drive Belts



LYNX LIMITED WARRANTY*
2-YEARS ON BRP
ACCESSORIES AND**
GENUINE BRP PARTS***

* Purchased at an authorized BRP dealership/distributor or on a BRP-authorized online store. Other exclusions may apply, see complete limited warranty or contact your Lynx authorized dealer. Unless otherwise stipulated or required by law. This limited warranty does not apply to factory-installed accessories.

** Installed by an authorized BRP dealership on a MY24 Lynx snowmobile. Otherwise 1 year limited warranty.

*** If Lynx parts are installed by your authorized BRP dealer, labor is covered too. Lynx-rebuilt parts carry the same two-year warranty for major assemblies like short blocks, cylinders and crankshafts.

LinQ SYSTEM™ ACCESSORIES

FAST, EASY AND SECURE

A BRP exclusive, LinQ is a tool-less system for near-instant installation of accessories.

- LinQ accessories to transform your machine to fit the moment.
- No tools needed: quickly install and remove accessories by hand.
- Stylish, fully integrated solution to your cargo needs.
- Sturdy mounting system that holds up in every terrain.

LinQ is the industry standard in fast, secure and easy accessory attachment. Here's how you can use multiple LinQ items together to create the perfect ride.

	POSITION 1		POSITION 2	
	On the tunnel	On top of LinQ stackable fuel caddy	On the tunnel	Behind the fuel caddy
 LinQ OIL CADDY 860202445	YES	YES	YES	YES
 LinQ JERRY CAN 3.78 L 860201774	YES	YES	YES	YES
 LinQ STACKABLE JERRY CAN 860202246	YES	NO	NO too heavy for this position	NO
 LinQ JERRY CAN 860202247	YES	NO	NO too heavy for this position	NO
 LinQ DEEP SNOW PRO BAG 860202456, 860201986, 860202787, 860202620	YES	YES	YES except 3700 mm (Short Tunnel)	YES except 3700 mm (Short Tunnel)
 LinQ SLIM WATERPROOF TUNNEL BAG 860202451	YES position #1 and #2 required	NO	YES position #1 and #2 required	NO
 LinQ DRY BAG 715008110	YES	YES	YES except 3700 mm (Short Tunnel)	YES except 3700 mm (Short Tunnel)
 LinQ ADVENTURE TUNNEL BAG 860202444	YES position #1 and #2 required except 3700 mm (short tunnel)	NO	YES position #1 and #2 required	NO
 LinQ MODULAR CARGO BOX - 10 L 715005494	YES	NO	YES except 3700 mm (Short Tunnel)	YES except 3700 mm (Short Tunnel)
 LinQ THERMAL BOX 219400964	YES except when LinQ 1 + 1 Backrest is installed	NO	NO too heavy for this position	NO
 LinQ CARGO BOX - 90 L 860202448	NO	NO	YES position #1 and #2 required on 3700 mm and up	
 LinQ CARGO BOX - 62 L 860202446	YES position #1 and #2 required except 3700 mm (short tunnel)	NO	YES position #1 and #2 required	NO
 LinQ CARGO BOX - 40 L 860202442	YES position #1 and #2 required except 3700 mm (short tunnel)	NO	YES position #1 and #2 required	NO
 LinQ TUNNEL BAG - 21 L 860202449	YES except when LinQ 1 + 1 Backrest and 1 + 1 Seat are installed		YES	NO
 LinQ SPORT BAG 860202447	YES	YES	YES	YES
 LinQ TOOL BOX 715008111	YES except with 1 + 1 Seat	NO	NO too heavy for this position	NO
 UNIVERSAL LinQ RACK 860202208	YES	NO	YES	YES

READY-MADE ACCESSORY BUNDLES

INSPIRED BY LYNX RIDERS

XTERRAIN RE ENDURANCE BUNDLE



All you need for the ultimate adventure. No matter the elements or riding conditions, with these essentials you are ready to beat whatever challenges a snowmobile adventure can offer.



**XTERRAIN RE
850 E-TEC 3700
AND ENDURANCE
BUNDLE ACCESSORIES**



SHREDDER RE AMBASSADOR ESSENTIALS BUNDLE



Designed by Lynx Ambassadors, this bundle has everything you need for maximizing your shredding time. With added ruggedness, improved visibility and maximal storage space, you'll be ready to enjoy the longest of rides.



**SHREDDER RE
850 E-TEC TURBO R 3900
AND AMBASSADOR
ESSENTIALS BUNDLE
ACCESSORIES**



SEE THESE AND 40 OTHER BUNDLES AT BRPLYNX.COM*
 CHOOSE YOUR MODEL AND CHECK THE BUNDLES

49 RANGER PRO WORKING HERO BUNDLE

For jobs that need to get done, no matter the conditions. Boost your confidence and comfort with these hard-working accessories.



49 RANGER PRO 850 E-TEC AND WORKING HERO BUNDLE ACCESSORIES

- | | | | | |
|---|---|--|--|---|
| 
Handlebar Bag, Small | 
LinQ Tool Box 19 L | 
LinQ Deep Snow Pro Bag 30 L | 
LinQ Jerry Can 14 L | 
LinQ 1+1 Rack |
| 
LinQ Tool Holder | 
LinQ Axe Holder | 
Lynx Shovel with Saw | 
Fiskars Axe Norden with leather cover | 
Explorer² front bumper |
| 
Heated driver seat | 
eLinQ | 
Ice Scratchers | 
Adjustable Windshield Medium to High | 
Windshield Side Deflectors |
| | | | | 
Windshield side deflector adapters |

RAVE RE TRAIL ADVENTURE BUNDLE

All you need for the ultimate long distance trail adventures. No matter the elements or riding conditions, with these essentials you are ready to beat whatever challenges a snowmobile adventure can offer.



RAVE RE 850 E-TEC AND TRAIL ADVENTURE BUNDLE ACCESSORIES

- | | | | | |
|---|--|--|--|---|
| 
LinQ Sport Bag 17 L | 
Handlebar Bag, Small | 
LinQ Deep Snow Seat Box | 
Cellphone Holder | 
Glovebox extension / GPS support |
| 
LinQ Jerry Can 14 L | 
eLinQ | 
3W Heater | 
Ultra High Windshield | 
Windshield Side Deflectors |
| 
Explorer² front bumper | 
Explorer² rear bumper | 
Brake and chaincase protectors | 
Skid plate | 
Heated driver seat |

* Accessory bundles available at Finnish, Norwegian and Swedish websites.

STORAGE

<p>NEW</p> <p>ICE AUGER HOLDER</p>	<p>Radien², Radien and Radien-X with 2 LinQ pairs or on top of the box</p>	<p>860202779</p>
	<ul style="list-style-type: none"> • New position on the tunnel or on Cargo Box Cover - doesn't add width to the snowmobile • Great for riding in wooded areas • Easy installation with LinQ brackets • Mount and dismount your auger in seconds with the two-point mounting system • Handles augers with up to 8" blades • Compatible with Cargo Boxes 860202416 and 860202085 	
<p>NEW</p> <p>LINQ PLATE</p>	<p>Radien², Radien, Radien-X</p>	<p>860202773</p>
	<ul style="list-style-type: none"> • Standard for 49 Ranger now available for Xterrain 3700 • Enables attaching large cargo box to 400 mm models. • More attachment points for LinQ accessories. • Places for binding straps. 	
<p>NEW</p> <p>LINQ SNOWBOARD/SKI RACK</p>	<p>Radien-X Commander</p>	<p>860202778</p>
	<ul style="list-style-type: none"> • Fits 2 snowboards or 1 pair of skis and poles, all sizes. • Redesigned: simpler, quicker and easier way to attach skis or snowboards even with gloves on. • Easy to adjust from skis to boards in seconds. • Rubber cushions protect the edges and hold ski poles securely without damage. • Requires a rear rack. 	
<p>NEW</p> <p>GLOVEBOX EXTENSION / GPS SUPPORT</p>	<p>Radien² (except Deep Snow)</p>	<p>860202436</p>
	<ul style="list-style-type: none"> • Increases storage by an additional 5-liters (1.32 US gallon) capacity. • Door allows for perfect positioning and mounting of GPS. • Replaces stock storage compartment cover. • Can be used with or without windshield. • Ready to receive Cellphone Holder. • GPS sold separately. 	
<p>NEW</p> <p>LINQ DEEP SNOW SEAT BOX</p>	<p>Radien², Radien, Radien-X</p>	<p>860202668</p>
	<ul style="list-style-type: none"> • Low profile integrated storage box utilizing the battery area. • Added storage capacity of 4.6 L with 10.25" CTD battery. • 5.5 L added capacity for a vehicle without battery. • Not compatible with the battery for electric starters. • Same height as battery cover. • Allows use of LinQ tunnel accessories. • Not compatible with 1 + 1 seat. • Compatible with Radien² (Deep Snow) CVT belt. 	
<p>NEW</p> <p>LINQ DEEP SNOW LIGHT BAG - 26 L</p>	<p>Radien², Radien, Radien-X</p>	<p>860202787 860202789 • Black pro Cover</p>
	<ul style="list-style-type: none"> • Lightweight—uses one set of LinQ fasteners. • 26 liter capacity. • Pocket under the lid for quick and easy access. • Brightly colored interior makes it easy to locate objects. • Removable interior for easy cleaning. • 3 removable dividers to organize cargo. • Suitable for positions 0, 1, 2 and above the LinQ Stackable Fuel Caddy. • Shovel Holder System on the cover. • Compatible with Cover Lids 860202132, 860202383, and 860202747. 	

NEW**LINQ PRO LIGHT BAG - 26 L**Radien², Radien, Radien-X860202620
860202747 • cover lid only

- Lightweight.
- Attaches with one set of LinQ fasteners.
- Suitable for positions 0, 1, 2 and above the LinQ Stackable Fuel Caddy.
- 6.8 US Gallons (26 liter) capacity.
- Compatible with Cover Lids 860202747, 860202132 & 860202383.

- Pocket under the lid for quick and easy access.
- Brightly colored interior makes it easy to locate objects.
- Removable interior for easy cleaning.
- 3 removable dividers to organize cargo.

NEW**LINQ JERRY CAN 20 L**Radien-X 500 mm
Radien-X 600 mm

715007822

- Quick, easy and secure LinQ system installation.
- Spill-free spout for easy use.
- 5 US gallons (20 liter) capacity.
- Meets new Flame Mitigation Device (FMD) standard.
- Compatible with the Multi LinQ Plate for 20" and 24" tunnels.
- Not compatible with Luggage Rack Reinforcement Plates (860200798).

LINQ JERRY CAN 14 LRadien² / Radien / Radien-X / REX²

860202246

- Quick, easy and secure installation with LinQ system.
- No-Spill spout for easy use.
- 14 liter capacity.
- Single LinQ tunnel bag or LinQ oil caddy stacks on top for more storage.

LINQ JERRY CAN 11 LRadien² / Radien / Radien-X
REX / REX² / XU

860202247

- Quick, easy and secure installation with LinQ system.
- No-Spill spout for easy use.
- 11 liter capacity.

LINQ JERRY CAN 3.78 LRadien² / Radien / Radien-X

860201774

- 3.78 liter capacity.
- Smaller size for less weight.
- Can be used in position 1 or 2 and on top of LinQ Stackable Fuel Caddy.
- Easy pour design for sleds or power tools.

OIL CADDY FOR STACKABLE JERRY CAN 3.78 LRadien² / Radien / Radien-X

860202445

- 3.78 liter capacity.
- Can be used in position 1 or 2.
- Can be used on top of LinQ Stackable Fuel Caddy.

HANDLEBAR BAGRadien² / Radien / Radien-X

860201565



- 2.3 liter capacity.
- Semi-rigid construction.
- Mounted sturdily with clamp setup.
- Can be removed easily with vehicle's tool.
- Inside soft liner.

- Water-resistant.
- Thermoformed hard plastic base.
- Features a pocket to separate items.
- Not compatible with Grab handle.

HANDLEBAR BAG, SMALLRadien² / Radien / Radien-X
REX / REX² / XU

860200920 • Small, volume 3 L



- Innovative 2-pocket carry bag for secure storage around the steering riser block.

LINQ SPORT BAG 17 LRadien² / Radien / Radien-X
/ REX / REX² / XU

860202447



- 17 liter capacity.
- Rigid bottom, semi-rigid top.

LARGE LINQ TUNNEL BAG 21 LRadien² / Radien / Radien-X

860202449



- Semi-rigid expandable LinQ tunnel bag.
- 21 liter capacity.
- Can be installed on top of LinQ Stackable Fuel Caddy or behind seat.
- Easy one-second on/off tool-less system.

LINQ SLIM WATERPROOF TUNNEL BAG 26 LRadien² / Radien / Radien-X

860202451



- Rigid bottom and top design.
- Allows storage of removable snow flap.
- Waterproof inner roll top.
- Shovel can be stored while assembled on top of the bag.








- 16 to 26 liter capacity.
- Fit on the tunnel in positions 1 & 2
- 3500mm and longer



LINQ DEEP SNOW PRO BAG 30 LRadien² / Radien / Radien-X860202456
860202132 • cover lid only

- Watertight (with TiZip) – our highest level of waterproofing.
- Lightweight – uses one set of LinQ fasteners.
- Fits position 1, 2 and on top of LinQ Stackable Fuel Caddy.
- Expandable 9 to 30 liter capacity.
- Improved Shovel Holder System.

LINQ TRAIL PRO BAG 30 LRadien² / Radien / Radien-X860201986
860202383 • cover lid only

- Premium bag with our highest level of waterproofing.
- Watertight zipper (TiZip).
- Map holder & quick access storage compartment on lid.
- Mesh pocket under the lid for easy, quick access to smaller items.
- Brightly colored interior makes locating items easier.
- Lightweight and mounts securely using one set of LinQ anchors.

LINQ DRY BAG 40 L	Radien ² / Radien / Radien-X	715008110
	<ul style="list-style-type: none"> • Fully waterproof roll-top design secures gear tightly. • 40 liter of adjustable capacity. • Heavy-duty rigid plastic base. • Foam lined bottom for additional protection. • Integrated handle for easy transportation on/off the vehicle. 	
LINQ 137" TUNNEL BAG ADVENTURE 40 L	Radien ² / Radien / Radien-X	860202444
	<ul style="list-style-type: none"> • 40 liter capacity. • Thermoformed hard base and semi-rigid sides and top. • Cover can be removed for easier access. • Multiple compartments, separators and fixation points for hooks or bungee cords. • Inside goggle soft pocket. 	
LINQ CARGO BOX BAG 62 L	Radien ² / Radien / Radien-X	860201635 • Black
	<p>Fits perfectly in the LinQ Cargo Box (860202446)</p> <ul style="list-style-type: none"> • Easy to take everything with you on arrival. • 62 liter capacity. 	
SEAT BOX FOR DEEP SNOW SEAT	Radien ² / Radien	860202532
	<ul style="list-style-type: none"> • Low profile integrated storage box utilizing the battery area (compatible only with Deep Snow Pro seat 860202264). • Added storage capacity of 1.5 L with battery and 6 L for a vehicle without the battery. • Same height as battery cover. • Rainproof liner included. • Works with Deluxe Tool Kit (860202029) (not included). • Allows use of LinQ tunnel accessories. • Does not work with 1 + 1 seat. 	
UNDER DECK STORAGE BOX 7 L	Radien-X 500 mm	860202475
	<ul style="list-style-type: none"> • Under the deck fits 5 boxes. Capacity of one box is 7 liter. • Can be used as dedicated for specific items e.g. for fishing, food, tools, campfire items • Rack locks the boxes firmly on their places and prevent them moving or clattering. 	
LINQ MODULAR CARGO BOX 10 L	Radien ² / Radien / Radien-X	715005494
	<ul style="list-style-type: none"> • Modular LinQ cargo box with 10 liter capacity. • Single LinQ tunnel bag stacks on top for more storage. • Heavy duty construction for durability. • Weather resistant sealed lid. 	
LINQ THERMAL BOX 16 L	Radien ² / Radien / Radien-X	219400964
	<ul style="list-style-type: none"> • Rotomolded design with 16 liter capacity. • High quality foam insulation for optimal performance hot or cold. • Does not fit with 1+1 backrest. 	

LINQ TOOL BOX 19 L	Radien ² / Radien / Radien-X REX / REX ² / XU	715008111
	<ul style="list-style-type: none"> • 19 liter capacity. • Weather-resistant design features a sealed cover. 	
LINQ CARGO BOX, LARGE 40 L	Radien ² / Radien / Radien-X REX / REX ² / XU	860202442
	<ul style="list-style-type: none"> • Rigid molded plastic construction with integrated design. • Provides dry, safe storage. • 40 liter capacity. Only available for 3700 mm-+ models. 	
LINQ CARGO BOX 62 L	Radien ² / Radien / Radien-X	860202446 • Black
	<p>Can be used on all models, which have 2 pair of LinQ attachments (this is only box which fits on 59 Ranger Alpine tunnel).</p> <ul style="list-style-type: none"> • Optional LinQ mounts can be added on top for even more capacity. • 62 liter capacity. 	
LINQ REAR CARGO BOX 70 L	Radien-X 500 mm Radien-X 600 mm	860202416 • Black 860202494 • White
	<p>Provides additional secure storage.</p> <ul style="list-style-type: none"> • 70-liter capacity. • Injection molded plastic. • Optional LinQ mounts can be added on top. <ul style="list-style-type: none"> • Convenient flip top provides easy access to stored goods. • Standard on Commander Limited and 69 Ranger Limited models. 	
LINQ CARGO BOX 90 L	Radien ² / Radien / Radien-X REX / REX ²	860202448
	<ul style="list-style-type: none"> • Extra large 90 liter capacity. • Uses 16" LinQ mounts in position 1 and 2. • Easy on and off. • 2 LinQ anchors can be added on lid of box to install 16" LinQ accessories or additional storage. • Rugged and tough rotomolded plastic construction. • Not compatible with short tunnel. 	
LINQ UTILITY CARGO BOX 135 L	Radien-X 500 mm Radien-X 600 mm	860202085
	<ul style="list-style-type: none"> • Massive 135 liter capacity. • 4 LinQ anchors (860201806) can be added on lid of box to install 16" LinQ accessories or additional storage. • Slots molded in for plywood dividers. <ul style="list-style-type: none"> • Rugged and tough rotomolded plastic construction. • Integrated axe and saw holders. • Removable/lockable lid. 	
SR50 UTILITY BAG 50 L	Radien-X 500 mm Radien-X 600 mm	860201939
	<ul style="list-style-type: none"> • Replaces passenger seat in seconds for additional storage. • Quick release straps to easily access storage underneath. • Waterproof to keep your cargo dry. • 50 liter capacity. • Works with the 135-liter LinQ Utility Cargo Bag (860202085). 	

LINQ CARRIER SNOWMOBILE CARGO SLEIGHRadien² / Radien / Radien-X

860202381



- Independent suspension, which guarantees a smooth ride for your cargo as well.
- 60 kg cargo capacity.
- Compatible with LinQ accessories e.g. Cargo Box 135 liter + Cargo box 16 liter.
- The sled has four lashing eyes so you can strap the load.
- The new feature would be that you have to build your top box with the LinQ base kit as in the picture attached.

LINQ TRAILER SLEIGH DELUXERadien² / Radien / Radien-X

860202569



- LinQ accessories can be installed on top and inside (LinQ Cargo Base Kit not included).
- Made of high-molecular-weight polyethylene.
- 2-part removable cover.
- Rain resistant.
- Carbide ready (860201044).
- Slots for dividers precast in. (Dividers not included.)
- Dimensions 206 cm L x 84 cm W x 54 cm H.
- Volume 485 L.
- Weight capacity: 340 kg total (including top); max on top 34 kg.
- Spring dampened pull bar.

LINQ REAR DECK

Radien-X 500 mm

860202415



- Extra LinQ deck on rear tunnel allows more storage capacity.
- Two LinQ positions on the deck, so you can stack more LinQ accessories there.
- Hinges on the back and LinQ lock in front allows easy access under the deck.
- Places for binding straps.
- Can combine e.g. under the deck 5 pcs of Under Deck storage boxes (860202475) and 135L box on the deck.
- Requires Luggage Rack (860202311).
- Note max cargo capacity 58 kg.

LUGGAGE RACK

Radien-X 500 mm

860202311



- Maximizes tunnel cargo capacity.

LINQ REAR CARGO RACKRadien-X 500 mm
Radien-X 600 mm

860201800




- Replaces passenger seat for extra cargo capacity.
- Simple attachment.
- Retains underseat access with clever hinge system.
- Allows use of more LinQ bags.

UNIVERSAL LINQ RACKRadien² / Radien / Radien-X860202208 • for Lynx models
860202357 • other brands

- This Universal Rack can make generic accessories LinQ compatible.
- Allows a multitude of products and configurations on LinQ tunnels.

GLOVEBOX EXTENSIONRadien² Deep Snow

860202596



- Increases storage by an additional 6-liter capacity.
- Door allows for perfect positioning and mounting of Cellphone holder (860202372)
- Replaces stock storage compartment cover.
- Cellphone holder sold separately.

GLOVEBOX EXTENSION

Radien / Radien-X

860201523



- Doubles the storage with additional 4-liter capacity.
- Can be used with or without windshield.
- Door allows for perfect positioning and mounting of GPS.
- GPS sold separately.

GLOVEBOX LINER

Radien / Radien-X

860201270



- Thermoformed liner has a soft finish interior.
- Features one pocket to separate items.

CELLPHONE HOLDERRadien²

860202372



- Design is independent of the Glove Box Extension door.
- Water resistant door allows for perfect phone positioning.
- Heating element preserves cell phone battery longer.
- Features capacitive and resistive touch screen technology.
- Spring system in back plate automatically adjusts for thickness.
- USB Intelligent Power Outlet is included for charging.
- Fits all cellphones within 170 mm x 85 mm x 15 mm dimensions.
- Works with almost all charger wires.
- Does not include cell phone.
- Can be used with or without windshield.

CELL PHONE HOLDER

Radien / Radien-X

860202072



- Doubles the storage with additional 3,5 liter capacity.
- Can be used with or without windshield.
- Cell phone heater included.
- Does not include cell phone.
- Available also the replacement door for glovebox, 860202169, sold separately.

**GLOVEBOX REPLACEMENT DOOR /
CELL PHONE HOLDER**

Fits with Glovebox Extension (860201523)

860202169



- Replacement door to update Glovebox Extension with a cell phone holder.
- Door allows for perfect positioning and mounting of a cell phone.
- Cell phone heater included.
- Requires 12V Outlet Plug (860201261).
- For screen size up to 6.4" (16.26 cm) x 3.3" (8.38 cm).
- Works with capacitive and resistive touch screen technology.

LINQ AXE HOLDER

Radien-X 500 mm
Radien-X 600 mm

860201854



- Securely mounts on either side of the tunnel using LinQ anchors.
- Universal sizing to fit a wide variety of axes.
- Can be mounted on either side of the vehicle.

CHAIN SAW HOLDER

Radien-X 500 mm
Radien-X 600 mm

860202071



- Securely mounts to rear of vehicle.
- Retains full function of LinQ accessories, including cargo box.
- Compatible with most blades up to 18".

LINQ ICE AUGER HOLDER

Radien-X 500 mm
Radien-X 600 mm

860201828



- Securely mounts to right side of vehicle.
- Easy on/off and installation.
- Retains full function of LinQ accessories.
- Handles augers with up to 10" blades.

LINQ TOOL HOLDER

Radien-X 500 mm
Radien-X 600 mm

860201846



- Designed for universal applications.
- Convenient swivel latch allows tools like a shovel to be stored in multiple positions.
- Designed specifically for winter use.
- Sold in pairs.


SHOVEL HOLDER BRACKET

Radien-X 500 mm
Radien-X 600 mm

860201979 all models with flat mounting surface
860202287 Radien-X models with rear rack



- Securely mounts on side of the tunnel.

LINQ LOCK KITRadien² / Radien / Radien-X860201968 • 1 pair
860202478 • 2 pairs

- Simple way to lock most LinQ accessories in place.
- Retrofits most LinQ accessories.
- Lock cover prevents snow and ice build-up.
- Not compatible with Tool Holder or Working Light.
- Comes with two keys.

LINQ ANCHORS RETRO FIT KITRadien-X 500 mm
Radien-X 600 mm

860202482



- Unique mounting fastener usable on any LinQ System accessory.
- Includes: 2 Cargo LinQ bases and hardware for Multi LinQ Plate

LINQ CARGO BASE KITRadien² / Radien / Radien-X
REX / REX²

860201806



- Unique mounting fastener usable on any LinQ System accessory.
- Includes: 2 Cargo LinQ bases and hardware.

SEATS & ACCESSORIES

NEW

DRIVER SEAT FOR LINQ 1+1 SYSTEM

Radien², Radien, Radien-X 400 mm

860202781



- Designed especially to improve riding ergonomics on trail
- Compatible with: 1+1 Rack 860202414, 1+1 sport seat 860202325, 1+1 touring seat 860202536.

NEW

HEATED DRIVER SEAT

Radien², Radien, Radien-X 400 mm

860202782



- Makes riding more comfortable even in the coldest temperatures.
- Long awaited option to 16" models
- Compatible with: 1+1 Rack 860202414, 1+1 sport seat 860202325, touring seat 860202536.
- Requires Harness (860202740) to retrofit on Radien models.

NEW

LINQ PASSENGER SEAT - SPORT

Radien², Radien, Radien-X 400 mm

860202325



- The ultimate modular seating solution.
- Quickly changes from riding solo to riding with a passenger.
- Provides comfortable, ergonomically correct positions for both driver and passenger.
- Easy tool-less clip in attachment with the LinQ system.
- Requires LinQ 1+1 rack 860202414 for installation.
- Compatible with LinQ Lock kits, Heated Handgrips (860202535) and Backrest (860202659)

NEW

TRAIL LINQ PASSENGER PREMIUM HEATED SEAT

Radien², Radien, Radien-X 400 mm

860202536



- The ultimate modular seating solution.
- Quickly changes from riding solo to riding with a passenger.
- Provides comfortable, ergonomically correct positions for both driver and passenger.
- Includes heated seat, heated handles and accessory plug in.
- Compatible with LinQ locking system.
- Passenger Backrest (860202659) is included.
- Requires LinQ 1 + 1 Rack (860202414) for installation.
- Requires Driver Seat (860202781) or Driver Heated Seat (860202782) for installation.

NEW

PASSENGER BACKREST

Radien², Radien, Radien-X 400 mm

860202659



- Passenger backrest compatible with LinQ Passenger Seat - Sport (860202325) for more comfort.

NEW

LINQ PASSENGER SEAT HEATED GRIPS

Radien², Radien, Radien-X 400 mm

860202535



- Provides heat to the passenger grips.
- Easy to disconnect when removing passenger seat.
- Fits for LinQ Passenger Seat Sport (860202325)

NEW

LINQ 1+1 RACK

Radien², Radien, Radien-X 400 mm

860202414



- Required for LinQ Sport Passenger and LinQ Trail Premium Passenger Seat use.
- Great looks with or without the passenger seat mounted.
- Provides an additional LinQ position 0 (for soft accessories only) when passenger seat isn't in use.
- Made of lightweight die cast aluminum.
- Retrofit for Radien & Radien-X 400 mm requires Driver Seat (860202781) or Driver Heated Seat (860202782) for installation.

2 UP LIGHT SEATRadien² / Radien / Radien-X 400 mm

860202568



- Extended seat providing convenient 2-up riding.
- Replaces existing seat in seconds.
- Battery Cover with Support (860201720) required for vehicle without battery.

2 UP SEAT WITH BACKRESTRadien² / Radien / Radien-X 400 mm

860202662



- The ultimate in modular seating.
- Allows quick changes between 1-up and 2-up riding.
- Ergonomically correct positions for driver and passenger.
- Two easy tool-less steps:
 - 1 - Clip in seat.
 - 2 - Add LinQ 1 + 1 Backrest.
- Battery Cover with Support (860201720) required for vehicle without battery.
- Anchor kit available 860202059 (when owning 2 sleds and want to change this seat easily to another sled)

BATTERY COVERRadien² / Radien / Radien-X 400 mm

860201720



- Use in conjunction with 2 up light seat 860202568 or 1 + 1 Seat with backrest 860202662.

DEEP SNOW PRO SEATRadien² / Radien / Radien-X 400 mm

860202264



- Ultra compact design for active riders.
- Low, narrow and light seat.
- Allows easier side-to-side changes.
- Provides great freedom of movement.
- Integrated grip areas.
- Stock on Radien² Shredder RE & DS models.

HEATED DRIVER SEATRadien-X 500 mm
Radien-X 600 mm

860202261



- Adds warmth in the coldest conditions.

HEATED PASSENGER SEAT AND GRIPSRadien-X 500 mm
Radien-X 600 mm

860202094



Premium passenger seat with backrest and heated grips.

- Adds warmth in the coldest conditions.

1 + 1 SEAT WITH BACKRESTRadien-X 500 mm
Radien-X 600 mm

860202093



- Passenger seat to transform into a 1 + 1 configuration.
- Includes safety handles.
- Quick, easy installation.

HEATED GRIPS FOR LINQ 2 UP SEATRadien² / Radien / Radien-X 400 mm

860201840



Allow your passenger to ride in comfort in all conditions.

- Easy unplug.
- Fits for LinQ 2-up seat 860202662.

PASSENGER MUFFS FOR 1 + 1 SEATRadien² / Radien / Radien-X

860202114



- Ultra warm passenger muffs with fleece liner.
- Designed for extreme cold conditions.
- Easy to remove in warmer weather.
- Fits also LinQ 2-up seat (860202662).







1 + 1 SEAT ELECTRIC VISOR / HEATED BOOTS WIRE HARNESSRadien² / Radien / Radien-X 400 mm

860201981



- Works in conjunction with the LinQ 1+1 Seat Heated Grips (860201840).
- Provides 2 extra connections: one connection for electric visor and one connection for heated boots.

WIND PROTECTION & MIRRORS

<p>NEW</p> <p>ULTRA HIGH WINDSHIELD</p>	Radien ² (except Deep Snow)	860202435
	<ul style="list-style-type: none"> • 25" (64 cm) in length. • Additional wind protection with integrated style. • Compatible with Windshield-Mount Mirrors (860202679). • Include Windshield Support. • Side Deflectors (860202437) and adapters (860202784) required for installation. 	
<p>NEW</p> <p>ADJUSTABLE WINDSHIELD - MEDIUM TO HIGH</p>	Radien ² (except Deep Snow)	860202615
	<ul style="list-style-type: none"> • Adjustable range of 17" (44 cm) to 21" (54 cm). • Lever allows quick changes to amount of wind protection. • Compatible with Glove Box Extension (860202436). • Includes Windshield Support (517307974). • Side Deflectors (860202437) and adapters (860202784) required for installation. 	
<p>NEW</p> <p>MEDIUM WINDSHIELD</p>	Radien ² (except Deep Snow)	860202471
	<ul style="list-style-type: none"> • Medium height - 17" (43 cm) in length. • Offers additional wind protection with integrated style. • Injection molded for clarity. • Compatible with Windshield-Mount Mirrors. • Complete kit includes windshield, side deflectors, windshield support & hardware. • Side Deflectors (860202437) included. • Side Deflector adapters (860202784) required for installation. 	
<p>NEW</p> <p>LOW WINDSHIELD</p>	Radien ² (except Deep Snow)	860202470
	<ul style="list-style-type: none"> • Low height - 14" (36 cm) in length. • Offers additional wind protection with integrated style. • Injection molded for clarity. • Includes windshield support. 	
<p>NEW</p> <p>ULTRA LOW WINDSHIELD</p>	Radien ² (except Deep Snow)	860202624
	<ul style="list-style-type: none"> • Ultra low height - 8" (22 cm) in length. • Additional wind protection with integrated style. • Injection molded for clarity. • Includes windshield support. 	
<p>NEW</p> <p>XL HANDGUARD KIT</p>	Radien ² , Radien, Radien-X	860202783
	<ul style="list-style-type: none"> • Provides additional wind protection for the rider's hands while allowing good vision on the trail. • The complete kit features clear, larger deflectors, black/grey colored interchangeable caps, and holding arm. <ul style="list-style-type: none"> • Stylish design. • Compatible with Pivoting Mirror Kit For Handguards (860200893). • Sold in pairs. • Does not fit with Medium to Ultra High Windshields with side deflectors (fixed or adjustable). 	

NEW**WINDSHIELD SIDE DEFLECTOR ADAPTERS**Radien² (except Deep Snow)

860202784



- Includes adapters for assembling windshield side deflectors (860202437 and 860202469).

NEW**WINDSHIELD SIDE DEFLECTORS**Radien² (except Deep Snow)

860202469



- Added wind protection for use with low height windshield.
- Side Deflector adapters (860202784) required for installation.

NEW**WINDSHIELD SIDE DEFLECTORS**Radien² (except Deep Snow)

860202437

- Added wind protection that works with windshield mounted mirrors also
- Used with Medium height windshield.
- Requires windshield adapters (860202784)

NEW**WINDSHIELD SUPPORT**Radien² (except Deep Snow)

517307974



- Required for windshields medium height and up.

ADJUSTABLE WINDSHIELD HIGH TO EXTRA HIGH

Radien / Radien-X

860201782



- Quickly change your level of wind protection with the flip of a lever.
- Compatible with Glove Box Extension (860201523).
- Adjustable range of 58.5 cm to 68.5 cm.
- Side deflectors (860201910) and windshield support (517306183) required for installation.

ADJUSTABLE WINDSHIELD MEDIUM TO HIGH

Radien / Radien-X

860201493



- Quickly change your level of wind protection with the flip of a lever.
- Compatible with Glove Box Extension (860201523).
- Adjustable range of 48.5 cm to 58.5 cm.
- Side deflectors (860201910) and windshield support (517306183) required for installation.

ADJUSTABLE WINDSHIELD LOW TO MEDIUM

Radien / Radien-X

860201820



- Quickly change your level of wind protection with the flip of a lever.
- Compatible with Glove Box Extension (860201523).
- Adjustable range of 14.37 cm to 43 cm.
- Windshield support (517305749) included.

WINDSHIELD, EXTRA HIGH

Radien / Radien-X

860202257



- 63,5 cm high.
- Provides maximum wind protection.
- Includes side deflectors and windshield support kit.

WINDSHIELD, MEDIUM

Radien / Radien-X

860201547



- 43 cm high.
- Includes windshield support.

WINDSHIELD, MEDIUM

Radien / Radien-X

860201864



- 43 cm high.
- Includes side deflectors and windshield support kit.

WINDSHIELD, LOW

Radien / Radien-X

860202262



- 36 cm high.
- Includes windshield support.

WINDSHIELD, ULTRA LOW

Radien / Radien-X

860201259



- 20 cm high.
- Sporty and aggressive look.
- Windshield support not included.

WINDSHIELD SUPPORT

Radien / Radien-X

517306183 • Black



- For medium and higher windshields

PIVOTING MIRROR KIT FOR HANDGUARDSRadien² / Radien / Radien-X
REX / REX²

860200893



- Perfectly integrated design and style.
- Mirrors fold away when not in use for easy storage or when covering vehicle.
- Sold in pairs

MIRROR KIT

619400009



- Sold individually.

MIRROR KIT

Radien / Radien-X

517306490

- For extra high windshield.

WINDSHIELD SIDE DEFLECTORS

Radien, Radien-X

860201910



- For medium and high windshields provide added protection and warmth.
- Compatible with Windshield-Mount Mirrors (860200893)

FLEXIBLE MOUNTAIN HANDGUARDSRadien² / Radien / Radien-X
REX / REX²

860201591 • Black



- Designed to withstand roll-overs and tough boondocking conditions.
- Feature smaller size deflector made of flexible material.
- Mounts feature a flexible base.
- Fits with Pivoting Mirror Kit for Handguards (860200893).

HANDLEBAR AIR DEFLECTORSRadien² / Radien / Radien-X
REX / REX²

860201383



- Design delivers better protection and great style.
- Comes with Black/Grey colored caps.
- Appropriate for trail riding.
- Sold in pairs.
- Does not fit with medium to ultra high windshields.

AIR DEFLECTOR EXTENSION KITRadien / REX / REX²

860200781



- Vehicles with Transparent Handguards 860201383
- Semi-rigid, won't collapse at high speed.
 - Delivers additional hand protection from the elements.
 - Can be installed and removed in seconds.

HANDLEBAR PADRadien² / Radien

860201680



- For vehicles without grab handle

HANDLEBAR MUFFS

Radien² / Radien / Radien-X

860202207



- Ultra warm muffs with faux-fur liner for extreme cold conditions.
- Thermoformed construction allows muffs to keep their shape and provides more space for hand movement.
- Robust attachment system with magnetic opening and closure.
- Easy to install and remove with gloves on.

- Large transparent section allows visibility of control switches.
- Note: Never use handlebar muffs with finger throttle lever.
- Does not fit vehicles with large handlebar pad and/or mirrors.
- Does not fit vehicles with 4 stroke engines, except 900 ACE Turbo R

HANDLEBAR MUFFS

Radien / REX / REX² / XU

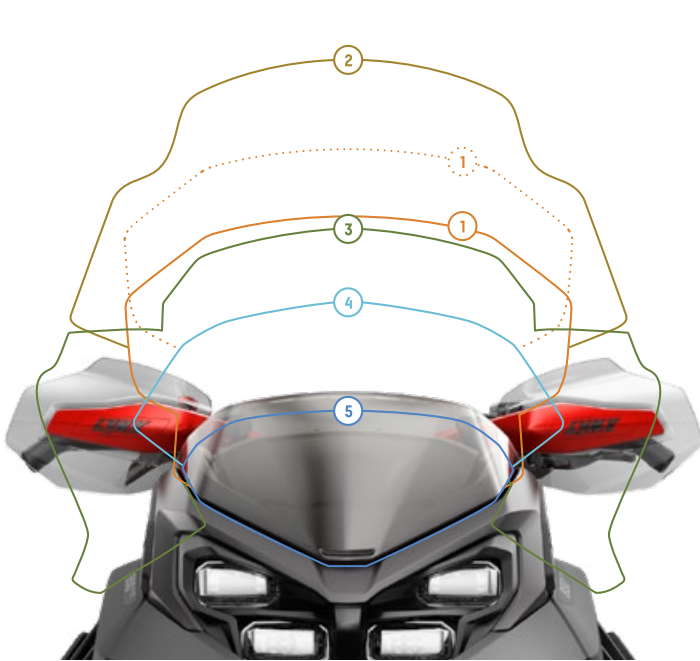
619590211



- Ultra warm handlebar muffs with fleece liner.
- Designed for extreme cold conditions.
- Easy to remove in warmer weather.
- Can be used on handlebars with or without handguards and mirrors.

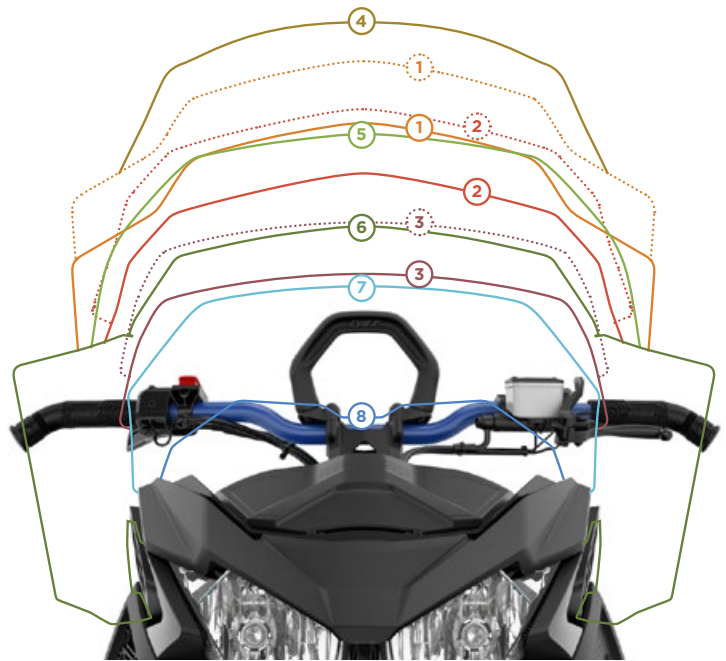
- Inner skeleton allows muffs to keep their shape and gives more space for hand movement.
- Transparent section allows visibility and easy manipulation of control switches.
- Does not fit vehicles with large handlebar pad and/or mirrors.

EASILY CHOOSE YOUR IDEAL WINDSHIELD



ADJUSTABLE WINDSHIELDS	Lowest Position	Highest Position
① HIGH TO ULTRA HIGH	17" (44 cm)	21" (54 cm)

WINDSHIELDS	Height
② ULTRA HIGH	25" (64 cm)
③ MEDIUM	17" (44 cm)
④ LOW	16" (40 cm)
⑤ ULTRA LOW	8" (22 cm)



ADJUSTABLE WINDSHIELDS	Lowest Position	Highest Position
① HIGH TO EXTRA HIGH	58.5 cm	63.5 cm
② MEDIUM TO HIGH	48.5 cm	58.5 cm
③ LOW TO MEDIUM	37 cm	43 cm

WINDSHIELDS	Height
④ ULTRA HIGH	27.5" (70 cm)
⑤ HIGH	23" (58.5 cm)
⑥ MEDIUM	17" (43 cm)
⑦ LOW	14" (36 cm)
⑧ ULTRA LOW	8" (20 cm)

BUMPERS

NEW

EXPLORER² FRONT BUMPER

Radien²

860202714



- Redesigned to match the Radien² look and to give unique visual impact with high-end, black/platinum silver powder-coat.

- Large protective surface gives extra protection for your snowmobile.
- Easy bolt-on installation.
- Works with all skid plates.

NEW

EXPLORER² REAR BUMPER

Radien²

860202717 • 3500
 860202718 • 3700
 860202710 • 3700 • Short tunnel
 860202711 • 3900 • Short tunnel
 860202712 • 4100 • Short tunnel



- Redesigned to match the Radien² look and to give unique visual impact high-end, black/platinum silver powder-coat.
- Increases the rigidity, protects and strengthens the rear part of the tunnel.
- Easier to install with its premarked chassis.
- Raised handle for better grips when riding in deep snow.
- Places for binding straps.

EXPLORER² FRONT BUMPER - SAFARI EXTENSION

Radien²

860202915



- Prevents damages and keeps the snowmobile from climbing on top of another in the event of an impact from behind.
- Provides extra protection and increases the safety of riders and passengers.
- Designed specially for rental use.

EXPLORER FRONT BUMPER

Radien / Radien-X 400 mm

860201912 • Black
 860201949 • White
 860201957 • Viper Red
 860201958 • Race Orange
 860201959 • Sunburst yellow
 860201960 • Manta Green



- Provides additional protection.
- Gives the vehicle an attacking expression.

ADVENTURE FRONT BUMPER

Radien

860202135 • Sunburst Yellow/Black
 860201787 • Race Orange/Black
 860201788 • Viper Red/Black
 860201681 • Black/Black
 860201474 • White/Black



- Made of stacked lightweight aluminum plates.
- Makes a visual impact and provides added protection.

XC FRONT BUMPER

Radien / Radien-X 400 mm

860201615 • Black



- Add extra protection and attitude with this bumper.
- Perfect integration with or without a skid plate.
- Lightweight cast aluminum heat-treated construction.

FRONT BUMPER

Radien / Radien-X 400 mm

860201858 • Viper Red
860201859 • Race Orange
860201444 • Black
860201445 • White



- Easy-install bumper changes the appearance of your sled in minutes.

HEAVY DUTY FRONT BUMPER

Radien-X 500 mm
Radien-X 600 mm

860201819



- Reinforced lightweight aluminum construction.
- Required for the installation of Front Bumper (860202120).
- Standard on Radien-X Commander & LTD, 69 Ranger & LTD, 59 & 69 Ranger Alpine models.

WRAP AROUND FRONT BUMPER

Radien-X

860202120 • Black 500 mm & 600 mm
860202263 • Orange 500 mm & 600 mm
860202254 • 400 mm & 500 mm Xterrain Brutal



- The ultimate front protection for your sled, and attitude with this front bumper.
- 860202120 needs the HD front bumper 860201819 if not as a standard.

FRONT BUMPER CROSS SUPPORT

Radien-X

860202479



- Adds additional side impact protection.
- Provides place to attach additional lights.
- Use with Front Bumpers 860202120 and 860202254

WRAP AROUND SIDE BUMPER

Radien-X

860202189 • Black
860202228 • Orange 600 mm

860202190 • Black
860202495 • Orange 500 mm

860202255 • Black 400 mm



- Protects side panels while still allowing access to them.
- Radien-X 500mm & 600mm models need front bumper 860202120 (Brutal uses 500 mm side bumper and needs front bumper 860202254, but HD bumper is not required).
- Radien-X 400 mm models need also front bumper 860202254.

EXPLORER REAR BUMPER

Radien / Radien-X 400 mm

860201950 • 3700 • White
 860201952 • 3700 • Black
 860201954 • 3700 • Viper Red
 860202007 • 3700 • Manta Green
 860202099 • 3700 • Sunburst Yellow

 860201951 • 3900 • White
 860201953 • 3900 • Black
 860201955 • 3900 • Viper Red
 860202008 • 3900 • Manta Green
 860202100 • 3900 • Sunburst Yellow



- Protects the rear part of the tunnel.
- Multiple attachment points to attach cargo to the tunnel.

ADVENTURE REAR BUMPER

Radien

860201683 • Black.
 860201684 • Orange / Black.
 For Xtrim RE and Rave RE models (2020 ->)

 860201685 • Black.
 For Rave RE (until 2019) and Rave Enduro.

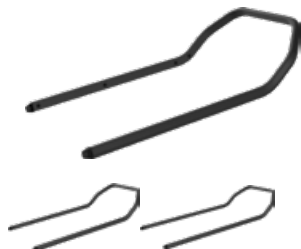


- Matches the Adventure front bumper.
- Stunning style and construction.
- Made of lightweight stacked aluminum plates..

REAR BUMPER FOR SHORT TUNNEL

Radien² Deep Snow

860202630 • 3700
 860202631 • 3900
 860202632 • 4100




- Easy-install bumper changes the appearance of your sled in minutes.
- Also reinforces the tunnel.

HITCH BUMPER FOR SHORT TUNNEL

Radien² Deep Snow

860202647 • 3700
 860202646 • 3900
 860202648 • 4100



- Required for hitch use (hitch 860201381) and towing for short tunnel.
- Easy mounting with no cutting.
- Also reinforces the tunnel.

HITCH BUMPER

Radien², Radien

860201250 • Radien² 3700 Xterrain,
 BoonDocker RE 3700 (until 2021)

 860201424 • For BoonDocker RE 3900 and
 Xterrain RE 3900 (until 2021)

 860201433 • For Rave RE (until 2019)

 860201471 • For Xtrim RE
 and Rave RE (2020->)



- Heavy-duty aluminum bumper for hitch applications.
- Easy attachment with no cutting or drilling.

TOWING

C-TYPE HITCH

Radien² Deep Snow

860201381



- Heavy-duty C-type hitch works in conjunction with hitch rear bumper.

TOW HITCH J-HOOK

Radien² / Radien / Radien-X
REX / REX² /

860202116 • models with a hitch bumper

860202117 • models with a Explorer rear bumper (not illustrated)

860202258 • Radien-X models without rear bumper (not illustrated)



- Easy-to-use, sturdy hook for towing applications.
- Does not fit for 2018-2021 BoonDocker DS models, any 2022 BoonDocker models or 2023-24 Shredder models.

MULTIMOUNT WINCH KIT

Radien-X 500 mm
Radien-X 600 mm

860202097



- Ergonomic clutch handle.
- Rugged all-steel gears and bushings, provides more torque and longer life.
- Can be mounted on the side of the tunnel while riding.
- Can be mounted in front or rear while using. Includes cable to allow front mounting on HD front bumper (860202120 or 860202254) and rear mounting to vehicle's hitch.
- Automatic 100% load-holding brake.
- Sealed solenoid for all weather protection.
- Corded 10 ft. (3m) weather sealed hand-held remote.
- Pulling strength capability of 2,000 lb (907 kg).
- Synthetic rope.
- One-piece rope guide.
- EC Compliant.

SKID PLATES, PROTECTORS & REINFORCEMENT

NEW

BRAKE AND CHAINCASE PROTECTORS

Radien², Radien and Radien-X860202765 • with long chaincase
860202780 • with short chaincase

- Provide extra underbelly protection for impacts and riding in extreme conditions.
- 2 mm steel, powder coated black.
- Easy to mount to the frame with screws, chassis premarked for easy installation.
- Compatible with the skid plate.
- Set includes protectors for left and right.

NEW

SKID PLATE

Radien² (except Deep Snow)860202808 • Black
860202809 • White
860202810 • Viper Red

- Provides a perfect fit with a clean look.
- Smooth surfaces reduce drag.
- 4 mm thick high impact resistance polypropylene plastic for durability.
- Reduced installation time - no need for vehicle disassembly, chassis premarked.
- Compatible with Brake and Chain Case Protectors 860202765 and 860202780

NEW

HEAVY-DUTY AIR INTAKE FILTER KIT

Radien² Deep Snow860202459
860202748 • replacement filters

- Filters prevent water intrusion and snow buildup.
- Designed in 2 parts, one fixed and the other removable.
- The fixed part has a filter to prevent debris from entering the air inlet if the removable part gets damaged.
- Quickly replace the upper filter in the event of damage without tools.
- Replacement for stock filters.
- Not compatible on Radien models.

SKID PLATE

Radien² Deep Snow860202586 • Viper Red
860202417 • Black
860202423 • Manta Green
860202418 • Neo Yellow
860202603 • Catalyst Grey

- Narrower than a Full Body, but wider than an Extreme skid plate in size - good blend of protection and agility.
- Smooth surfaces also reduce drag.
- Improved easy assembly without disassembly.
- Chassis is premarked for easy installation.
- 4 mm thick high impact resistance polypropylene for durability.
- Attachment kit included.

BRAKE AND CHAINCASE PROTECTION

Radien² Deep Snow

860202573



- Extra underbelly protection.
- Protects components such as brakes and chaincase from impacts.
- Available for models with long chaincase.
- Compatible with skidplate.

FULLBODY SKIDPLATE

Radien

860202799 • Viper Red
 860202023 • Cyan
 860202024 • Race Orange
 860201647 • Manta Green
 860201646 • Sunburst Yellow
 860202797 • Black
 860202798 • White



- Injection molded plate with smooth bottom surface to reduce drag.
- 4mm thick high impact resistance polypropylene for durability.
- Wide shape for full protection and maximum flotation.
- Attachment kit included.

REAR SKIDPLATE

Radien

860202067 • For long chaincase
 860202303 • For short chaincase



- Extra underbelly protection.
- Protects components such as brakes and chaincase from impacts.
- Available for models with fullbody skid plate.

HEAVY-DUTY SKID PLATE

Radien-X 400 mm

860202064 • Viper Red
 860202065 • Race Orange
 860202343 • Black
 860201867 • White



- Full coverage skid plate.
- Maximum extra wide protection for tough conditions.
- Injection molded assures a perfect fit and easy installation.
- Attachment kit included.

HEAVY DUTY SKID PLATE

Radien-X 500 mm

860202314 • Black
 860202313 • Red



- Injection molded plate with smooth bottom surface to reduce drag.
- Wide shape for full protection and maximum flotation.
- Attachment kit included.

HEAVY DUTY SKID PLATE

Radien-X 600 mm

860202176

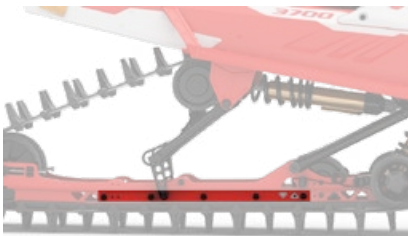


- Injection molded plate with smooth bottom surface to reduce drag.
- Wide shape for full protection and maximum flotation.
- Attachment kit included.

RAIL REINFORCEMENT

Radien² Deep Snow

860202611



- Increases rail strength and longevity.
- Reinforcements are installed inside the rails.
- Standard on Shredder RE models

RAIL REINFORCEMENTRadien² (except deep snow)
Radien860201870 • PPS² rear suspension
860202462 • PPS³ rear suspension

- Fits all Radien and Radien² models with PPS² or PPS³ rear suspension.

BRAKE RESERVOIR PROTECTORRadien² / Radien
(only models with standard
controls on handlebar)

860202171



- Increases impact protection for the brake reservoir.
- Window to see fluid level.
- Cast aluminum construction.
- Stock on 2022 BoonDocker RE & DS models and 2023-2024 Shredder RE & DS models.

SNOWFLAP EXTENSIONRadien²

860202567



- Removable snowflap extension that helps engine cooling in hardpack, low & icy snow conditions when installed.
- Stows on the tunnel when not in use.
- Installs on the stock lightweight snowflap of Shredder models with short tunnel.
- Compatible with stock and hitch bumpers.
- Light or heavy-duty Rear bumper required.

LING REMOVABLE SNOWFLAP







Radien

860201515



- Innovative way to remove snowflap.
- Can be installed with stock flap.
- Stows on the tunnel when not in use.
- Does not fit on Boondocker RE & DS and Xterrain RE (2022 and up).


ERGONOMICS

<p>NEW ADJUSTABLE BRAKE LEVER</p>	Radien ² , Radien & Radien-X Xterrain	860202222
	<ul style="list-style-type: none"> • Toolless design adjusts easily . • Shape and size is optimized for 1 or 2 fingers. • Total adjustment range of 20 mm/0.8 inches. • Up to 15.5 mm/0.6" closer or 4.5mm/0.18" farther away vs. standard lever. • Stock on Radien² Shredder RE & DS and Rave RE & Enduro models. 	
<p>NEW PERFORMANCE SMALL DIAMETER HANDLEBAR</p>	Radien ²	860202838
	<ul style="list-style-type: none"> • Narrow design used for more agile precise maneuvers found in mountain applications or in trail applications ideal for smaller hand grip. • Smaller diameter provides a lighter, easier grip. • 20 mm (0.79 in) grip, 22 mm (0.87 in) clamped diameter at riser. • Less hand fatigue. • Grips included. 	
<p>NEW FIXED TOE-HOLD</p>	Radien ² Rave & Xterrain / Radien (Deep Snow)	860202066
	<ul style="list-style-type: none"> • Fixed toe-holds for control and leverage when boondocking. • Fits for 3500 length tunnel and longer. 	
<p>NEW ADJUSTABLE TOE-HOLDS</p>	Radien ² (Deep snow)	860201717
	<ul style="list-style-type: none"> • Die-cast aluminum part. • Allows user to adjust toe-hold position for different riding styles and control. • Foldable to ease floorboard access. • Adjustable 7.6 cm rearward and 3.8 cm upward. • Forward/backward and top/down adjustments. 	
<p>ADJUSTABLE RISER</p>	Radien ² / Radien	860201589 • 150-210 mm. Fits on Deep Snow
	<ul style="list-style-type: none"> • For straight handlebar. 	
<p>EXTENSION KIT</p>	Radien ² / Radien	860201428 • 190 mm. Works with all stock wiring and cables. Fits on BoonDocker models 860201632 • 165 mm. Cable included. Fits on Rave RE and Xtrim RE models 860201427 • 120 mm. Works with all stock wiring and cables. Fits on Rave RE and Xtrim RE models
	<ul style="list-style-type: none"> • For straight handlebar. 	

FIXED RISER BLOCKRadien² / Radien

860201874

- 90 mm high

**HANDLEBAR GRIPS**Radien² / Radien / Radien-X

860201878 • Black

- Aggressive pattern for extra grip.
- 2 pieces.

**SIDE SUPPORT FOOT KIT**Radien² / Radien

860201876

- Cast aluminum outer support for riders that use their feet to push in corners, or desire a more locked feel.

**RS HOOD KIT**

Radien

860202244

- Lightweight hood (only for Racing purposes).
- Polypropylene construction.








**GRAB HANDLE LOW**Radien² / Radien / Radien-X

860202073

- Provides more freedom of movement in active riding.
- Not compatible with Handlebar Bag (860201565).



RAVE 120 & 200 ACCESSORIES

LOW WINDSHIELD	Rave 120 & 200	860202570
	<ul style="list-style-type: none"> • Low height - 36 cm high. • Offers protection with integrated style. • Thermoformed molded for clarity. 	
PIVOTING MIRROR KIT FOR HANDGUARDS	Rave 200	860200893
	<ul style="list-style-type: none"> • Perfectly integrated design and style. • Mirrors fold away when not in use for easy storage or when covering vehicle. • Sold in pairs. 	
CARBIDES	Rave 120 & 200	860202555
	<ul style="list-style-type: none"> • 7/16" flat top runner with 4" of 60 degree turning carbide (Woodys). • Sold in pairs. 	
HEAVY-DUTY SPRING KIT	Rave 120 & 200	860202629
	<ul style="list-style-type: none"> • Higher capacity springs for larger riders. • Maintain handling and comfort as riders grow. 	
REAR WHEEL KIT	Rave 120 & 200	860202628 • Rave 120 860202610 • Rave 200
	<ul style="list-style-type: none"> • Additional wheels for the rear suspension for low snow conditions. • Includes wheels and mounts. 	
FLEXIBLE HANDGUARDS	Rave 120 & 200	860201591
	<ul style="list-style-type: none"> • Designed to withstand roll overs and tough boondocking conditions. • Feature smaller size deflector made of flexible material. • Mounts feature a flexible base. • Fits with pivoting Mirror Kit for Handguards (860200893). 	
COVER	Rave 120 & 200	860202585
	<ul style="list-style-type: none"> • Cover fits Youth model sleds. • Quick release buckles for easy, gloved-hand operation. • RAP clip intuitively connects to the tunnel for easy installation. • Added protection while transporting sleds. 	

59 RANGER & 69 RANGER ALPINE ACCESSORIES

HILL BRAKE

59 & 69 Ranger Alpine

860202078 • 69 Ranger Alpine
860202364 • 59 Ranger Alpine

- Advanced hill brake application for safe stopping on steep hills.
- Specifically designed for 69 Ranger Alpine model.

BEACON BAR

59 & 69 Ranger Alpine

860202395



- Sturdy bar for lights (lights not included).

WORKING LIGHT KIT

59 & 69 Ranger Alpine

860202084



- Working light and warning lights for beacon bar (beacon bar not included).

WARNING LIGHTS

59 & 69 Ranger Alpine

860202496



- Includes 2 LED lights to be installed at front and 2 at rear of the snowmobile.
- Control of the lights needs Working Light kit 860202084.

WARNING SIGNAL FOR ALPINE

59 & 69 Ranger Alpine

860202312



- Push the button warning signal.

A-ARM WIDENING KIT

59 & 69 Ranger Alpine

860202194



- Provides more stability when turning on steep slopes.
- Adds 200 mm of width to the front suspension.

1+2 SEAT

59 & 69 Ranger Alpine

860202502




- 2 up seat specifically designed for 59 & 69 Ranger Alpine model, allowing you to ride 3-up.

CARGO BOX

69 Ranger Alpine

860202080 • 69 Ranger Alpine



- Large cargo box, 180 L for mounting on the rear rack.
- For 59 Ranger Alpine use Rear deck 860202415 to add possibility to use big LinQ Cargo boxes 860202416 and 860202085.

SKI & SNOWBOARD RACK

69 Ranger Alpine

860202082



- Rack for two pairs of skis and a snowboard.

SUSPENSION

FRONT SUSPENSION LFS KIT

Radien

860201588



- Adjustable width 975 mm - 1,019 mm.
- Includes KYB 36R shocks and springs.

KYB 36 R FRONT SHOCK KIT

Radien-X

860202370



- For 996 mm ski stance.
- Aluminium shocks with rebound adjustment.

FRONT SHOCKS - FOX LIGHTWEIGHT FLOAT 3 EVOL QS

Radien BoonDocker DS
Radien² Shredder RE & DS (DS only MY23)

860202277



- Two separate air chambers replace coil springs and offer multiple tuning options.
- The QS3 adjustments offer 3 positions for easy and quick compression and rebound adjustments.

FEATURES:

- Optimized lightweight shock design.
- One piece, aluminum mounting hardware.
- High-flow velocity-sensitive damping.
- Internal groove position sensitive technology.
- Fully rebuildable and re-tuneable.
- Ski stance: 921 mm

FRONT SHOCKS - FOX[†] LIGHTWEIGHT 1.5 ZERO QS3-R

Radien BoonDocker DS
Radien² Shredder RE & DS

860202275



- The newest version of FOX's renowned lightweight shocks and springs to fit deep snow sleds.
- They feature QS3 three position adjustment for quick, easy compression and rebound adjustments and fit S-36 front suspensions.

FEATURES:

- Optimized lightweight spring & shock design.
- FOX ice scraper technology (FIST).
- One piece, aluminum mounting hardware.
- High-flow velocity-sensitive damping.
- Internal groove position sensitive technology.
- Fully rebuildable and re-tuneable.
- Ski stance: 863 mm & 921 mm

CURVED A-ARMS

Radien² / Radien / Radein-X860201679 • 921 mm
860202345 • 996 mm

- Redesigned to be more effective.
- Provides more clearance for less drag in deep snow.
- Reduces damage from objects hidden below the snow.
- Quick-disconnect sway bar kit included.

EASYRIDE REAR END LOCKING PIN

Radien-X 400 mm
Radien-X 500 mm860201948 • Radien-X 500 mm
860202068 • Radien-X 400 mm

- The simple mechanism makes it easy to lock and unlock the Easyride rear end movement for different application needs.

COVERS

ROC SLED COVERRadien² Deep Snow

860202612 • No windshield to low.



- Ride On Cover (ROC) System fits Radien² deep snow sleds.
- Quick release buckles for easy, gloves on operation.
- Updated Rear clip for easier installation and removal.
- Easy handlebar access for moving sled while covered.
- Ride on or off a trailer or sled deck while covered.
- Added protection while transporting sleds.

SLED COVERRadien² (except Deep Snow), Radien

860201535 • No windshield to medium. Fits with one up seat.
 860201534 • With medium windshield. Fits with one and two up seats.



- Provide protection for your snowmobile.
- Easy to install and stays on even in hard wind.

SLED COVERRadien-X 400 mm
Radien 49 Ranger PRO

860201868 • With medium and higher windshield. Fits with one up seat.
 860201869 • Does not fit on vehicles with extra high windshield. Fits with one and two up seats.



- Provide protection for your snowmobile.
- Easy to install and stays on even in hard wind.

SLED COVER

Radien-X 400 mm & 500 mm

860201996 • Fits with one up seat.
 860201997 • Fits with one and two up seats.



- Provide protection for your snowmobile.
- Easy to install and stays on even in hard wind.
- Fits also Radien-X 400 mm models with extra high windshield

COVER, WHITE

Radien-X 500 mm & 600 mm

860202486



- Provide protection for your snowmobile.
- Easy to install and stays on even in hard wind.
- Fits with one and two up seats.

TRAILING & COVERS

SUPERGLIDE II PRO

860201216



- No more ripping up the plywood on your trailer.
- Allows skis to glide with ease.
- Traction knobs incorporated for better traction.
- Exclusive venting, protects the deck of your trailer from moisture damage.
- Total length of 6 m.

SUPERGLIDE II WIDE

860201592



- Allows sled skis to glide with ease.
- Specifically designed traction knobs provide improved traction for your feet.
- Oval mounting channels and custom shoulder screws prevent warping by allowing for expansion and contraction that results from varying temperature.
- Exclusive venting: protect the deck of your trailer from moisture damage.
- Each box contains 8 pieces (343 mm x 749 mm).
- Comes with 72 specially coated screws with grommets.
- Total length of 6 m.

SUPERGLIDE EDGE RAIL TRIM

860201217



To secure Superglides on ramps or decks leaving an encapsulated finished edge

SUPER TRACTION GRID

860201593



- Super Traction Grids' strategic grid pattern provides incredible grip and accommodates all snowmobile tracks, even with paddles or studded.
- Each box contains 4 pieces (209 mm x 762 mm) and hardware.

BRP STRAPS

295100389 Ratchet Lock
860200447 Ratchet Lock



Heavy-duty cargo straps. Adjustable length between 0.3 m and 1.5 m, hooks at both ends.

SUPERTRAC KIT

860201413 • 12" (30 cm)
 860201414 • 24" (61 cm)
 860201415 • 48" (122 cm)



Includes: 1 piece Supertrac, 1 Supertrac deck hook, 2 end caps and all mounting hardware.

T-STYLE DECK HOOK

860200995

**SUPERTRAC DECK HOOK**

860201416



- For Supertrac.
- Adjustable and removable hook

SCREW STYLE DECK HOOK

860200994



- Most common.
- Comes standard with front Superclamps.
- Screws into the existing hole where you would screw the old style bar and crank into or make your own holes

SUPERCLAMP II

860200950



- Innovative trailer tie-down system.
- Silicone rubber pads to protect your skis.
- Front and middle handles allowing easy manoeuvrability.
- Pad lock compatible, becomes a theft deterrent.
- Tension adjustment knob - fits all snowmobiles.
- Comes with screw style deck hook

SUPERCLAMP REAR WITH SUPERTRAC

860201425



- Snowmobile tie-down system for rail.
- Silicone rubber pads to protect snowmobile suspension skid.
- Tension adjustment knob - fits all snowmobiles.
- 300 mm Supertrac kit included.
- Pad lock compatible, becomes a theft deterrent.

SKIS

BLADE XC+ SKISRadien² / Radien / Radien-X / REX²860202460 • Black
860202498 • Viper Red
860202613 • White

The Blade XC+ ski is longer, narrower and lighter than its predecessor and it provides great stability. Thanks to its renewed structure, the ski maintains its qualities in variable snow conditions consistently.

**BLADE XC SKIS**Radien² / Radien / Radien-X / REX / REX² / XU860201655 • Black
860201656 • Sunburst Yellow
860201657 • Blue
860201658 • Lime Green
860201659 • Manta Green
860201660 • Red
860201661 • White
860201662 • Grey
860201946 • Race Orange

It is the perfect combination of flotation in deep snow and sharp steering on hard packed snow. Sold in pairs.

**BLADE SKI HANDLE**Radien² / Radien / Radien-X / REX / REX² / XU505072976 • Black
505073107 • Yellow
505073108 • White
505073388 • Lava Red
505073513 • Orange
505073651 • Race Orange
505073665 • Sunburst Yellow
505073109 • Viper Red

- High-density colored polyethylene loops.

**BLADE DS+ SKIS**Radien² / Radien / Radien-X / REX²860202265 • Cyan
860202011 • Black
860202012 • White
860202013 • Viper Red
860202015 • Sunburst Yellow
860202016 • Manta Green
860202017 • True Blue
860202019 • Race Orange

The Blade DS+ ski improves the handling of the Lynx snowmobiles in deep snow. The long, redesigned ski makes the snowmobile more predictable to steer, even when turning in deep snow, and it improves handling when side hilling.

**BLADE DS+ LINER KIT**Radien² / Radien / Radien-X / REX²860202020 • Symmetric
860202734 • Asymmetric

- Ski liners for the Blade DS+ ski.
- Full wide symmetrical version for extreme deep snow applications.
- Sold in pairs.



BLADE DS+ CARBIDE RUNNER

860201044

**CARBIDE RUNNER KIT**

860202518

860200578 • more aggressive carbides

• Fits for Blade DS, DS+ and XC+ skis.

**UNIVERSAL****LYNX SHOVEL WITH SAW**Radien² / Radien / Radien-X / REX² / XU

860201918



- Design with better cutting edge.
- Features integrated saw handle.
- Blade flips 90° to pull snow away.
- Can be dismantled for easy storage.

LOCKABLE FUEL CAP

619590085



Lockable to protect your fuel.

BRP TOOL KITRadien / Radien-X
Radien²

860202029



- Casing fits perfectly in Deep Snow Seat Box with or without battery (860202028 and 860202668).
- Features high quality tools.
- Includes:
 - Stainless steel open end wrenches; 8-10mm, 10-13mm, 12-14mm, 15-17mm, 16-19mm.
 - 1/4 drive ratchet with 4" extension, hex 8 - 10 - 13 -16, torx 25 - 30 - 40, allen 4 - 6 - 8, philips #2.
 - Long nose vice grip.

TUNNEL GRIP PLATES

860200164

**PULLING STRAP**Radien / Radien-X
Radien²

860202382



- Save your back and get unstuck the easy way.
- Lightweight, compact, affordable.
- Extremely robust material.
- Available in red only.
- 2 per pack.

RACING BRAKE PADS

619690016

**FISKARS AXE NORDEN WITH LEATHER COVER**860202576 • include
leather protective case

Norden's N12 splitting ax is made in Finland. It combines durability, perfect blade and shank balance, advanced blade shape and an extremely sharp angle that together maximize product performance. The shaft of the ax is made of high quality hickory wood, which gives it a natural look and feel. Comes with a leather protective case. Fits perfectly in the ax holder of the large 135L Cargo Box 860202085.

FISKARS GARDEN SAW L SW75

860202578



The Xtract™ garden saw (L) SW75 is a very efficient saw specially designed for fresh wood. Fiskars Xtract™ saws have a retractable blade mechanism and a fixed belt loop, so the saw can be carried and stored safely. The hollow handle allows the blade to be stored inside the handle during transport. Can be attached to a large 135 L Cargo Box 860202085.

FISKARS SPLITTING AXE X11860202577 • include
leather protective case

The X11 splitting ax is a handy tool for splitting smaller timber with a diameter of 10-20 cm. Easy to use with just one hand. Also excellent for making campfire lighters. Fits perfectly in the ax holder of the large 135L Cargo Box 860202085.

COOLING

NEW

ICE SCRATCHERS

Radien
Radien² (except Deep Snow)

860202330



- Rail mounted design fits all Radien and Radien² sleds.
- Provides additional cooling in hard and icy conditions.
- Double coil allows use in reverse without damage.
- Can be stored along the rail when not in use. Replaceable tips.

ICE SCRATCHERS

Radien² / Radien / Radien-X / REX²

860201728



- Stock on all Shredder models (2023 and up) and BoonDocker DS models (2022 and older).

AIR RADIATOR KIT

Radien² (except Deep Snow)
Radien
Radien-X 400 mm

860201860



- Provides additional cooling in extreme conditions.
- For 600R and 850 E-TEC engines (electric start is required when assembling).
- For 600 EFI engine (515179331 and 515178537 wiring harnesses required for installation).

FRONT RADIATOR KIT

Radien-X

860202465



- Provides additional cooling in extreme conditions.
- For all vehicles with Turbo R engine.

WHEEL KIT Ø147MM

Radien-X Commander

860202730



Wheel kit for Commander improves cooling for slides when driving in icy conditions

ELECTRICAL

<p>NEW LED SIGNAL LIGHTS</p>	Radien ² , Radien	860202619
	<ul style="list-style-type: none"> • LED Signal light changes color mode. • Includes a switch to change modes. <ul style="list-style-type: none"> - Signals other riders on the trail. <ul style="list-style-type: none"> - Mode 1 white running light (default mode). - Mode 2 amber (left side only): Riders behind - Mode 3 green (left side only): Solo rider/end of group - Mode 4 both sides flash amber: Caution/hazardous situation • Compatible with flexible, transparent or XL handguards. • Retains stock color cap. • Sold in pairs. • Requires Retrofit Harness (860202740) for installation on Radien models. 	
<p>NEW RETROFIT HARNESS</p>	Radien, Radien-X	860202740
<p>NEW XPS CARE GLASS SCREEN PROTECTOR FOR 10,25" COLOR TOUCHSCREEN DISPLAY</p> 	Radien ²	860202680
<p>NEW HEATED VISOR KIT WITH PLASTIC CAP</p> 	Radien ² , Radien, Radien-X	860202338
<p>NEW HARNESS EXTENSION FOR CELLPHONE HOLDER AND USB PLUG</p>	Radien, Radien-X	515178153
	<ul style="list-style-type: none"> • Easy install plug-in for visor kit or heated accessories. • Wiring harness included. • Standard RCA plug. 	
	<ul style="list-style-type: none"> • Required for Cellphone holder 860202372 and USB intelligent Power Outlet Kit 860202433 when installed on Radien and Radien-X models. 	

E-LINQ 	Radien ²	860202354 <ul style="list-style-type: none"> • Combines both DESS cord and heated visor/accessory cord into one. • Converts standard DESS cord into a powered cord. • Easy and quick magnetic connection that self locates. • Reduces chances of a broken connector.
E-LINQ 	Radien / Radien-X	860202131 <ul style="list-style-type: none"> • Increases freedom of movement with less cords. • Works with any electric helmet and 12V heated visor. • Maintains power connection 100% of the time. • Improved desing for easy installation. • No more drilling required.
LEARNING KEY 	Radien-X	860201872 <ul style="list-style-type: none"> • For vehicles with Radien-X platform and Rotax 4-stroke engines.
RF DESS SPARE KEY 	Radien / Radien-X / REX ²	515177742 <ul style="list-style-type: none"> • (from 2015)
AUXILIARY LED LIGHT 	Radien Radien ²	860202429 <ul style="list-style-type: none"> • Riser mounted adjustable auxiliary light for deep snow sleds. • Provides 1375 extra lumens of light. • Weighs 540 grams. • Flips up when needed and folds down out of the way when not in use to avoid damage. • Integrated switch automatically shuts light off when folded down.
HIGH BEAM AUXILIARY LED LIGHT 	Radien / Radien-X	860201956 <ul style="list-style-type: none"> • Operates with the high beam switch. • Compatible on Radien² Shredder models, Compatible with ultra-low windshield on Radien only. • Compatible with Tall and Short Riser, but not compatible with Glovebox Extension. • Harness 515178153 required on Radien platform BoonDocker models.
	Radien / Radien-X	860201956 <ul style="list-style-type: none"> • Doubles the stock highbeam output. • Light covers more distance for great night visibility

LINQ WORKING LIGHT

Radien-X

860201849



- Convenient LinQ mount with swivel allows you to adjust as needed.
- Ultra bright 1000 Lumen output.
- Works when at idle.
- Requires 12V outlet (860201888).

AMBIENT AIR & ENGINE TEMPERATURE MODULE

Radien

860201362

**HEATED VISOR KIT**

Radien / Radien-X

860201283



- Wiring harness included.

BLOCK HEATER

Radien-X

860201980



- Improves starting in extreme cold temperatures.
- Fits only models with 600 ACE (2020->) 900 ACE and 900 ACE Turbo engines.
- Installation tool required (520002260, sold separately).

3W HEATER

Radien / Radien-X

515176786

**CTEK BRP 5.0 CHARGER**Radien / Radien-X / REX / REX² / XU

860200997

**12-VOLT PLUG FOR LINQ MULTIMOUNT PLATE**Radien-X 500 mm
Radien-X 600 mm

860201888



- Standard 12V outlet for the rear of the vehicle.
- Especially for the LinQ Working Light (860201849).

RCA ADAPTOR PLUG KIT	Radien / Radien-X / REX ² / XU	515176794
	<ul style="list-style-type: none"> • Y plug power splitter lets you connect 2 heating components or 1 heater and 1 electrical visor. 	
USB INTELLIGENT POWER OUTLET KIT	Radien Radien ²	860202433
	<ul style="list-style-type: none"> • Power all your electronics with this easy to mount USB plug. • Provides 1 USB A (QC*3.0) and 1 USB C (PD**) plugs. • Power rate : 36 watts. <ul style="list-style-type: none"> • Intelligent USB charger for a quick charge when battery is low. • Installs inside storage compartment. • Wiring harness included. <p>*QC : quick charge **PD : power delivery</p>	
USB POWER OUTLET KIT	Radien / Radien-X	860201261
	<ul style="list-style-type: none"> • Includes wiring harness. 	
POWER OUTLET	Radien / Radien-X	860201423
	<ul style="list-style-type: none"> • Wiring harness included. 	
ELECTRIC STARTER KIT	Radien (vehicles with 600R and 850 E-TEC engines, without SHOT)	860201282
	<ul style="list-style-type: none"> • Start your sled with the simple push of a button. • Battery cover with support (860201720) also required. 	
REWIND STARTER KIT	Radien	860201410
		
12V OUTLET FOR SLEIGH	Radien ² / Radien / Radien-X / REX / REX ² / XU	860202468
<ul style="list-style-type: none"> • 12v outlet for sleigh rear- and brake lights 		

PARTS & PERFORMANCE

NGK † SPARK PLUGS



219703120 • BR9-ES
 415128524 • 600 CARB & 800 P-TEK - BR9-ECS (Gap 0.8 mm)
 415130430 • 600 H.O. E-TEC - PZFR6F
 415129429 • 1200 4-TEC - CR8EKB
 415129484 • 800R E-TEC - PFR7AB
 415129670 • 600 ACE - MR7BI8
 415129944 • 900 ACE - MR8BI8
 415130154 • 850 E-TEC & 600R E-TEC - ILKR8Q
 512059552 • 550F, 600RS - BR9ECS (Gap 0.5 mm)
 512060029 • 600 CARB, 800R P-TEK - BR8ECS (Gap 0,8 mm)
 415129406 • 593 HO including SDI

- You'll see a difference with genuine NGK spark plugs.
- Solid steel terminal reduces the chance of arcing in the plug cap, which may interfere the electric component.
- A necessity in today's ignition system

PISTON KIT



415129406 • 593 HO including SDI
 415129405 • 793 HO
 415129854 • 800 E-TEC 2011 and prior
 415129855 • 800 E-TEC 2012 and up
 415129858 • 800R P-TEK and 800R E-TEC 2010
 415129541 • 593
 415129542 • 552
 860202667 • 600R E-TEC
 860202666 • 850 E-TEC

- Kit includes: piston, rings, piston pin, needle bearing and circlips.

MAINTENANCE KIT FOR DRIVE PULLEY



REX, REX², XU
 415129624 • 2011 (550F)
 2011 to 2018 (600 & 600 E-TEC sea-level)

REX², XU
 415129625 • 2012 (1200),
 2012 to 2018 (600 E-TEC high altitude)

REX, REX², XU
 415129626 • 2011 to 2018 (800R P-TEK & 800R E-TEC)
 415129627 • 2008 to 2010 (800R P-TEK & 800R E-TEC)
 415129708 • 2011 and prior (1200), 2011 and prior (600 E-TEC high altitude)

- Includes: 1 Spring Cover Ass'y, 3 Rollers Ass'y, 1 Bushing (Siding Flange),
- 6 Slider Shoes, 6 O-Rings, 1 Circlip, 3 Cotter Pins & 3 Lever Axles

XPS LUBRICANTS AND CARE PRODUCTS

ENGINE OILS



XPS 2T E-TEC SYNTHETIC OIL

9779281 • 1 qt / 946 ml
 9779282 • 1 US gal / 3.785 L
 9779283 • 2.5 US gal / 9.46 L
 9779284 • 5 US gal / 18.92 L
 9779285 • 55 US gal / 205 L
 Specifically engineered to meet the unique needs of Rotax.



XPS 2T RACING SYNTHETIC OIL

9779229 • 1 US gal / 3.785 L
 Specially designed for high-performance or racing engines.



XPS 2T SNOWMOBILE SYNTHETIC BLEND OIL

9779649 • 1 US gal / 3.785 L
 Designed for all oil injection or pre-mix 2-stroke snowmobiles with electronic fuel injection or carbureted engines.



XPS 2T SNOWMOBILE PREMIUM MINERAL OIL

9779277 • 1 US gal / 3.785 L
 9779279 • 5 US gal / 18.92 L
 Powersport formula with premium anti-wear and anti-corrosion additives.



XPS 4T 0W-20 EXTREME COLD SYNTHETIC OIL

9779294 • 1 qt / 946 ml
 9779295 • 1 US gal / 3.785 L
 9779147 • 5 US gal / 18.92 L
 9779148 • 55 US gal / 205 L
 EXTREME COLD engine oil is state-of-the-art, developed for easier cold starts in the most frigid, harshest winter climates.



XPS 4T 0W-40 SYNTHETIC OIL

9779286 • 1 qt / 946 ml
 9779287 • 1 US gal / 3.785 L
 9779141 • 5 US gal / 18.92 L
 9779142 • 55 US gal / 205 L
 9779143 • 265 US gal / 1,003 L
 9779144 • 330 US gal / 1,249 L
 Powersport formula with premium anti-wear and anti-corrosion additives.

MAINTENANCE PRODUCTS



OIL FILTER

420956124
 900 ACE, 900 ACE Turbo, 600 ACE and 1203 engines.



EXTENDED LIFE PRE-MIXED COOLANT

420956124
 Antifreeze/coolant contains the correct dilution and the necessary additives to prevent corrosion and inhibit cavitation in BRP cooling systems. Long-life, 5-year formula specially formulated for BRP vehicles.



DOT 4 BRAKE FLUID

9779207 • 12 fl. oz. / 355 ml
 Meets or exceeds all DOT3 and DOT4 brake fluid requirements. High-temperature formula resists fade, and also conditions seals and O-rings in braking systems.



PREMIUM MINERAL CHAINCASE OIL

619590099 • 8.45 fl. oz. / 250 ml
 Made with high-quality mineral oil stock and contains additives to help lubricate and protect chaincases from wear and corrosion.



SYNTHETIC CHAINCASE OIL

9779185 • 12 fl. oz. / 355 ml
 Specially developed for high-performance Lynx models, it represents the best in state-of-the-art chaincase lubrication.



SYNCHROMESH TRANSMISSION SYNTHETIC OIL

9779211 • 24 fl. oz. / 710 ml
 Uses a unique combination of synthetic base stocks and additives that allow higher loads, superior shear stability and reduced oxidation compared to other synthetics and conventional API GL-5 gear oils.



SYNTHETIC GREASE SUSPENSION

9779226 • 14 oz. / 400 g
 Designed to work specifically with the components found in Can-Am and Ski-Doo vehicles suspensions.



ANTI-CORROSIVE LUBRICANT

619590722 • Canada only • 12 oz. / 340 g
 Multipurpose lubricant that can also be used to prevent rust, corrosion and moisture intrusion.



FUEL STABILIZER

9779183 • 8 fl. oz. / 236 ml
 Ethanol-compatible and will stabilize fuel in your tank to keep it from breaking down and causing hard starting, throttle hesitation and poor run quality.



STORAGE OIL

619590094 • 12 oz. / 350 g
 High-performance fogging oil designed to protect internal engine parts from rust and corrosion.

LONG LIVE ADVENTURE

XPS Lubricants and Care products are expertly engineered to extend the life of your ride.

We pair the best engineers with the best chemists to create products that exceed tomorrow's technology with the knowledge from an insiders standpoint.

No Shortcuts

Tested on all engine platforms and all materials used in manufacturing today's powersports vehicles - not just one or two. We benchmarked against the best in every category to ensure XPS products meet or exceed each before offering them to you.

They perform and protect in the harshest conditions.

From desert heat to saltwater corrosion to the coldest temperatures on earth - XPS products have been proven to protect and perform.



XPS



TRACKS 2024

Item	WxLxH in.	WxLxH mm	Pitch	Profile	Std on MY24 vehicle
504153304	15x128x1,35	381x3251x34	2,86		
504153350	15x128x1,75	381x3251x44	2,86		
504154393	16x128x1,6	406x3251x41	2,86	Cobra	Rave Enduro
504153162	16x128x1,75	406x3251x44	2,86		
504154377	15x137x1,25	381x3487x32	2,86	Ripsaw	Adventure LX
504152838	15x137x1,35	381x3489x34	2,86	Cobra	
504154373	15x137x1,25	381x3487x32	2,86	Ice Ripper XT studded	Rave RE (spring model)
504154057	15x137x1,5	381x3487x38	2,86	Studded	
504153706	15x137x1,6	381x3487x41	2,86	Cobra	
504154394	15x137x1,6	381x3487x41	2,86	Cobra	Rave RE
504154395	15x146x1,6	381x3705x41	2,86	Cobra	Adventure, Adventure SC
504154396	15x146x1,6	381x3705x41	2,86	Cobra studded	Xterrain RE (spring model)
504154656	15x146x2,5	381x3705x64	2,86	PowderMax	Shredder RE 3700
504154685	15x154x2,5	381x3923x64	2,86	PowderMax	Shredder RE 3900, Shredder std 3900 600R
504154496	15x154x2,5	381x3912x64	3,5	PowderMax Light	
504154686	15x154x3	381x3912x76	3,5	PowderMax X-Light	Shredder RE 3900 (spring model) Shredder DS 3900
504154453	15x154x3	381x3912x76	3,5	PowderMax3 LgtLarge	
504154684	15x165x3	381x4190x76	3,5	PowderMax X-Light	Shredder DS 4100
504154454	15x165x3	381x4190x76	3,5	PowderMax3 LgtLarge	
504152803	16x137x1,75	406x3487x44	2,86		
504153293	16x137x2,2	406x3487x56	2,86	PowderMax Flex Edge	
504153103	16x137x2,25	406x3487x57	2,86		
504152987	16x146x1,5	406x3705x38	2,86	Deep Snow Glider	
504154399	16x146x2	406x3705x51	2,86	PowderMax	Xterrain 3700 Xterrain RE 3700
504153198	16x146x2,5	406x3705x64	2,86	PowderMax Flex Edge	
504153008	16x146x2,5	406x3705x64	2,86	PowderMax	
504153349	16x153x3	406x3886x76	3	PowderMax III	
504154390	16x154x1,5	406x3912x39	2,86	Deep Snow Glider	49 Ranger
504154704	16x154x2	406x3912x51	2,86	PowderMax	49 Ranger ST
504154404	16x154x2,5	406x3912x64	2,86	PowderMax	49 Ranger PRO
504153199	16x154x2,5	406x3912x64	2,86		
504153791	16x154x2,5	400x3912x64	3,5	PowderMax Light FlexEdge	
504153785	16x154x3	400x3912x76	3,5	PowderMax Light	
504153276	16x163x1,5	406x4141x39	2,86		
504153401	16x163x2,3	406x4141x59	2,86	PowderMax	
504153016	16x163x2,3	406x4141x59	2,86		
504153792	16x163x2,5	406x4120x64	3,5	PowderMax Light	
504153786	16x165x3	406x4120x76	3,5	PowderMax Light	
504152817	20x154x1,25	500x3912x32	2,86		
504153036	20x154x1,25	500x3912x32	2,86	Studded	
605613004	20x154x1,5	500x3912x38	2,86		
504154707	20x154x1,5	500x3912x38	2,86	Cobra Silent Track	59 Ranger 600 EFI
504154708	20x154x1,5	500x3912x38	2,86	Ice Cobra studded	59 Ranger Alpine
504154709	20x154x1,75	500x3912x44	2,86	PowderMax	Commander, Commander Limited, Commander RE, Commander GT, 59 Ranger 600 ACE
504154711	20x154x2,35	500x3912x60	2,86	PowderMax	Xterrain Brutal
504153928	24x156x1,25	600x3968x32	2,52		
504153927	24x156x1,25	600x3968x32	2,52	Studded	
504154712	24x156x1,5	600x3968x38	2,86	Cobra Silent Track	69 Ranger, 69 Ranger Limited 69 Ranger SnowCruiser
504154714	24x156x1,5	600x3968x38	2,86	Ice Cobra studded	69 Ranger Alpine
504153248	24x156x1,75	600x3968x44	2,52	Cobra	

DRIVE BELTS

850 E-TEC Turbo R
417300574

850 E-TEC, 900 ACE Turbo R, 600R E-TEC
(Rave RE, Rave Enduro & Shredder 600R)
417300571

900 ACE Turbo (130 hp)
417300558

600R E-TEC / 900 ACE
417300551

600 EFI
417300586

600 ACE
417300585

APPAREL

- 92** Shell layer comparison chart
- 94** Stamina
- 99** Technology guide: Exo Float Assist
- 100** Technology guide: Sympatex
- 101** Technology guide: Primaloft
- 102** Apparel technologies
- 103** Technology guide: Deep Snow apparel comparison
- 104** Quantum
- 108** Squadron
- 112** How to layer right
- 114** Tec Layer
- 117** Lynx x Svala
- 120** Racing
- 122** Active Wear
- 124** Helmets
- 133** M-Forge and Fidlock technologies
- 134** Goggles
- 136** Handwear
- 138** Headwear
- 140** Footwear
- 141** Bags
- 142** Sportswear: Premium Collection
- 143** Sportswear: Signature Collection
- 146** How to measure





**MOUNTAIN & DEEP SNOW
QUANTUM**

**TRAIL & CROSSOVER & ADVENTURE
STAMINA**

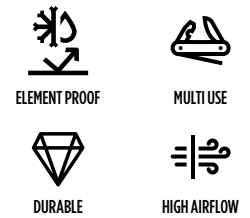
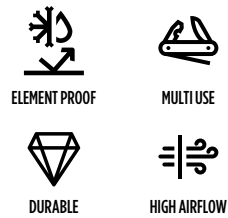
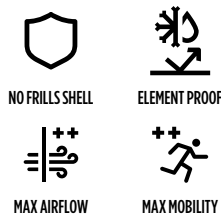
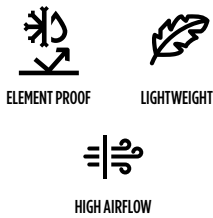


LYNX QUANTUM

LYNX QUANTUM PRO

LYNX STAMINA ENDURO RE

LYNX STAMINA ENDURO



SHELL MATERIAL
Sympatex 2-Ply Laminated Polyester

SHELL MATERIAL
Sympatex 3-Ply Laminated Polyester

DESCRIPTION AND TERRAINS
• Flexible and adaptable shell
• Specially designed for active riding in deep

DESCRIPTION AND TERRAINS
• Flexible and top quality adaptable shell.
• Sympatex 3 Layer performance for deep snow riding.

DESCRIPTION AND TERRAINS
• Comfortable ultra high performance suit for riding trail and off trail.
• Sympatex fabrics and light-weight insulation.

DESCRIPTION AND TERRAINS
• Comfortable ultra high performance suit for riding trail and off trail.
• Sympatex fabrics and mid-weight insulation.

PERFORMANCE



- 100% windproof and waterproof
- Highly breathable
- Non insulated

KEY BENEFITS

- Cordura fabric
- Comfortable fit that allows freedom of movement
- OPS and pants: Primaloft Gold insulation and fleece lining on seat



- 100% windproof and waterproof.
- Highly breathable
- Non insulated

KEY BENEFITS

- Cordura fabric
- Comfortable fit that allows freedom of movement
- OPS and pants: Primaloft Gold insulation and fleece lining on seat

PERFORMANCE



- 100% windproof and waterproof
- Highly breathable
- Light-weight insulated

KEY BENEFITS:

- No-frills shell
- Max airflow
- Max mobility

PERFORMANCE



- 100% windproof and waterproof
- Highly breathable
- Mid-weight insulated

KEY BENEFITS:

- No-frills shell
- Max airflow
- Max mobility

**TRAIL & CROSSOVER & ADVENTURE
STAMINA**



LYNX STAMINA TRAIL



WARMTH



MULTI USE



REFLECTIVE VISIBILITY



DESCRIPTION AND TERRAINS

- Warmly insulated jacket for Trail, Crossover, Adventure & Utility segments

PERFORMANCE



WATERPROOFNESS
WINDPROOFNESS



BREATHABILITY



WARMTH

- 100% Windproof and waterproof
- Breathable
- 170g of Primaloft® insulation

KEY BENEFITS

- Windproof
- Reflective
- Fleece lined



LYNX STAMINA FLOAT



ELEMENT PROOF



FLOTATION ASSISTANCE



DURABLE



HIGH AIRFLOW



DESCRIPTION AND TERRAINS

- New and optimized style featuring Exofloat System.
- Now a self-floating style.
- Used on trails.

PERFORMANCE



WATERPROOFNESS
WINDPROOFNESS



BREATHABILITY



WARMTH

- Windproof and waterproof 5/5
- Breathable 4/5
- 200g of thermal Loft insulation all over

KEY BENEFITS

- 100% seam sealed
- 200g of Eco Loft Heat Soft® + 60g Exofloat technology



LYNX STAMINA ARCTIC



EXCEPTIONAL WARMTH



ELEMENT PROOF



DURABLE



HIGH AIRFLOW



DESCRIPTION AND TERRAINS

- Stamina Arctic, the multifunctional hero jacket for trail, adventure and utility
- The warmest trail outerwear in our collection with modern 3 in 1 Utility Parka jacket.

PERFORMANCE



WATERPROOFNESS



BREATHABILITY



WARMTH

- Waterproofness 5/5
- Breathability 5/5
- Warmth 5/5

KEY BENEFITS

- Element proof
- Max warmth
- High airflow

**DS, CROSSOVER & MULTIUSE
SQUADRON**



SQUADRON FLEX



ELEMENT PROOF STRETCH



GREAT VALUE



MULTI USE



BODY MAPPED



DESCRIPTION AND TERRAINS

- Light and multifunctional shell jacket for deep snow riding and winter sports now with new Stretch Shell fabric.

PERFORMANCE



WATERPROOFNESS



BREATHABILITY



WARMTH

- Waterproofness 3/5
- Breathability 2/5
- Warmth 2/5

KEY BENEFITS:

- Light and multifunctional with Stretch Shell fabric.
- Body mapped insulation areas

PUSH HARDER. GO FURTHER. RIDE LONGER.

Stay warm, dry and comfortable even in the harshest conditions.

Arctic winds. Ice. Sub-zero temperatures. Whatever the winter throws at you won't stop you from going all the way: experiencing your longest and wildest adventure yet, or getting the job done. So grab that extra hour on the snow. One more trail. One more mile. First on, last off. All winter.

STAMINA



STAMINA FLOAT

- Integrated ExoFloat System for flotation assistance in the event of ice breakthrough.
- Ideal for active Crossover riding.
- Self-floating style. Does not require pants with ExoFloat System.



ELEMENT PROOF



FLOTATION ASSISTANCE



DURABLE



HIGH AIRFLOW

EXO
FLOAT
SYSTEM

sympatex®

COR-DURA

ELINQ
SYSTEM



Experience the most comfortable insulated riding gear for most demanding rides. The original Lynx Stamina provides ultimate protection and ultra high performance for even the harshest riding conditions. With Sympatex fabrics and mid-weight insulation it will keep you warm and dry whether you're carving up trails or exploring the woods.

STAMINA ARCTIC

- The multifunctional hero for trail, adventure and utility
- The warmest trail outerwear in our collection with modern 3 in 1 Utility Parka jacket and highpants.



STAMINA TRAIL

Warmly insulated jacket and pants for Trail, Crossover, Adventure & Utility segments.



STAMINA ENDURO

This crossover suit with Sympatex fabrics keep you warm and dry whether you're carving up trails, exploring the woods or in open space. Most comfortable insulated riding gear for most demanding rides. For Lynx customer who demand technical qualities and workable gear in many environments and conditions.



STAMINA

ARCTIC

MEN

WOMEN



Autumn Red (14), Charcoal Grey (07)



Autumn Red (14), Black (90)

NEW

LYNX STAMINA ARCTIC JACKET

Lynx Stamina Arctic jacket 650155 • S, M, L, XL, 2XL, 3XL

Lynx Stamina Arctic jacket W 650156 • XS, S, M, L, XL, 2XL

DESCRIPTION AND TERRAIN:

- Stamina Arctic, the multifunctional hero jacket for trail, adventure and utility
- The warmest trail outerwear in our collection with modern 3 in 1 Utility Parka jacket

FEATURES AND TECHNOLOGIES:

- 100% windproof, waterproof and highly breathable membrane.
- 170g of PrimaLoft® Gold insulation with a removable lining jacket with 60g of PrimaLoft® Gold.
- Lining jacket can be worn as its own and as additional warmth.
- 2 ply Sympatex membrane technology with lifetime warranty.
- 100% seams and logos sealed.
- Waterproof YKK zippers
- Removable hood.
- Center front flap for wind protection.
- Fleece inside collar and softshell collar edge
- Preshaped sleeves and elbows
- E-LinQ system for wire cable.
- Underarm vents.
- 2 Large Chest pockets to carry extra cargo
- 2 spacious hand pockets at front, 1 sleeve pocket - in the chest pocket a microfiber cloth to wipe goggles
- Cell phone pocket and beanie mesh pocket inside
- D-ring killer loop at hem right side, adjustable hem with elastic and toggle on both side
- Reflective taping at sleeves and back yoke.
- Lynx-logo embroideries at chest pocket, sleeve and hood
- Adjustable cuffs with thumb hole gaiter
- Snow gaiter on waist

PERFORMANCE



KEY BENEFITS



MEN

WOMEN



Black (90)



Autumn Red (14), Black (90)

NEW

LYNX STAMINA ARCTIC HIGHPANTS

Lynx Stamina Arctic Highpants 651143 • S, M, L, XL, 2XL, 3XL

Lynx Stamina Arctic Highpants W 651144 • XS, S, M, L, XL, 2XL

DESCRIPTION AND TERRAIN:

- Stamina Arctic, the multifunctional hero styles for trail, adventure and utility.
- The warmest trail outerwear in our collection with modern highpants.

FEATURES AND TECHNOLOGIES:

- 2 ply Sympatex membrane technology with lifetime warranty.
- 133g of PrimaLoft® Gold insulation.
- 100% seams and logos sealed.
- Cordura reinforcement fabric on high wear areas.
- Waterproof YKK zippers
- High front and lower back bib for protection
- Polar fleece at seat and crotch for added warmth.
- Stretch knit material on sides for additional flexibility.
- Preshaped knees with removable EVA foam knee pads
- 2 Thigh pockets with brushed knit fabric inside.
- Flexible storm gaiters with snap system attachment to boots
- Reflective film welding for added safety
- Logo embroideries

PERFORMANCE



KEY BENEFITS



STAMINA **FLOAT**



Black (90), Blue (80), Orange (12)

NEW

LYNX STAMINA FLOAT JACKET

650163 • S, M, L, XL, 2XL, 3XL

DESCRIPTION AND TERRAIN:

- Integrated ExoFloat System for flotation assistance in the event of ice breakthrough.
- Ideal for active Crossover riding.
- Self-floating style. Does not require pants with ExoFloat System.

FEATURES AND TECHNOLOGIES:

- 2-ply Sympatex® membrane with lifetime warranty.
- Color accent on hood and reflective accent on shoulders for optimal visibility.
- Accessible whistle pocket for safety.
- Underarm zippered vents.
- D-ring at bottom hem.
- Bonded lycra cuff with thumb hole.
- Removable hood with hood clip attachment.
- 2-way zipper to improve comfort in sitting position.
- Chest pocket with water resistant zipper.
- 2 hands pocket with water resistant zipper.
- Fully Seam Sealed.
- Removable powder skirt.
- eLinQ cable management system.

PERFORMANCE



KEY BENEFITS



STAMINA **TRAIL**

MEN **WOMEN**



Black (90), Mixed Color (18)

Grey (09), Black (90)

NEW

LYNX STAMINA TRAIL JACKET

Lynx Stamina Trail jacket • 650151
S, M, L, XL, 2XL, 3XL

Jacket W650138
XS, S, M, L, XL, 2XL

DESCRIPTION AND TERRAIN:

- Warmly insulated jacket for Trail, Crossover, Adventure & Utility segments.

FEATURES AND TECHNOLOGIES:

- 100% seams and logos sealed.
- Radiant Core technology to keep warm
- Waterproof, breathable and windproof
- 170g of PrimaLoft® Black insulation (200g insulation on removable collar)
- Additional removable collar to seal air entry.
- 2 hand pockets, 1 napoleon pocket with goggle cloth and 1 inner mesh pocket.
- Reflective details for maximum visibility
- Polar fleece at front body and top arms for added warmth.
- Top center front flap and underflap insulated for heat retention and wind protection.
- eLinQ system for wire cable.
- Powder skirt.
- Underarm vent
- Articulated sleeves.
- Adjustable cuffs with thumb hole gaiter.
- YKK zippers throughout and YKK AquaGuard at hand pockets and chest pocket
- Cell-Phone pocket.

Hi-Vis coloration optimal for Work and Utility users

PERFORMANCE



KEY BENEFITS



MEN **WOMEN**



Black (90)

NEW

LYNX STAMINA TRAIL PANTS

651139 • S, M, L, XL, 2XL, 3XL

651132 • XS, S, M, L, XL, 2XL

DESCRIPTION AND TERRAIN:

- Warmly insulated, functional pants for Trail, Crossover, Adventure & Utility segments.

FEATURES AND TECHNOLOGIES:

- Waterproof, breathable and windproof
- 170g of PrimaLoft® Black insulation all over
- RPM Max: 100% seams and logos sealed
- Polar fleece at seat
- Preshaped and padded knees
- Reinforcement fabric on high wear areas

PERFORMANCE



KEY BENEFITS



STAMINA

ENDURO



Black (90), Blue (80)

NEW

LYNX STAMINA ENDURO JACKET

650153 • S, M, L, XL, 2XL, 3XL

DESCRIPTION AND TERRAIN:

Ultra high performance suit for riding trail and off trail. This crossover suit with Sympatex fabrics and mid-weight insulation to keep you warm and dry whether you're carving up trails, exploring the woods or in open space. Most comfortable insulated riding gear for most demanding rides. For Lynx customer who demands technical qualities and workable gear in many environments and conditions.

FEATURES AND TECHNOLOGIES:

- Mid weight insulated
- All seams sealed
- Water resistant zippers at front opening, pockets and vent
- Easy access front and bicep venting for optimal thermoregulation
- Powder skirt
- Hem, collar and wrist adjustment
- Inner microfleece cuff
- Silicone grip at shoulder for back pack stabilization
- Optimize visibility with wide reflectives features
- Reinforcement fabric at elbow and back hem

PERFORMANCE



WATERPROOFNESS



BREATHABILITY



WARMTH

KEY BENEFITS



MAX AIRFLOW



MAX MOBILITY



NO FRILLS SHELL



Fire Red (06)

NEW

LYNX STAMINA ENDURO JACKET RE

650164 • S, M, L, XL, 2XL, 3XL

DESCRIPTION AND TERRAIN:

- Ultra high performance suit for riding trail and off trail. This crossover suit with Sympatex fabrics and light-weight insulation to keep you warm and dry whether you're carving up trails, exploring the woods or in open space. Most comfortable insulated riding gear for most demanding rides. For Lynx customer who demands technical qualities and workable gear in many environments and conditions.
- Enduro Race Edition jacket is lightly insulated version and with Lynx Racing color and logos.

FEATURES AND TECHNOLOGIES:

- Light insulation
- Large Racing Back prints
- All seams sealed
- Water resistant zippers at front opening, pockets and vents
- Easy access front and bicep venting for optimal thermoregulation
- Powder skirt
- Hem, collar and wrist adjustment
- Inner microfleece cuff
- Silicone grip at shoulder for back pack stabilization
- Optimize visibility with wide reflectives features
- Reinforcement fabric at elbow and back hem

PERFORMANCE



WATERPROOFNESS



BREATHABILITY



WARMTH

KEY BENEFITS



MAX MOBILITY



MAX AIRFLOW



NO FRILLS SHELL



Black (90), Grey (09)

LYNX STAMINA ENDURO PANTS

651128 • S, M, L, XL, 2XL, 3XL

DESCRIPTION AND TERRAIN:

These crossover highpants with Sympatex fabrics and mid-weight insulation to keep you warm and dry whether you're carving up trails, exploring the woods or in open space. Most comfortable insulated riding gear for most demanding rides. For Lynx customer who demands technical qualities and workable gear in many environments and conditions. Performance lightly insulated pants for riding on and off trail.

FEATURES AND TECHNOLOGIES:

- 100% waterproof, 100% windproof, optimally breathable Sympatex material.
- All seams sealed
- Cordura reinforcement fabric on high wear areas.
- Primaloft Black Eco insulation Primaloft Black 100 grams
- Sporty, articulated fitting to give the optimal movement in riding
- High front and lower back bib.
- Stretch panels at sides and back
- Adjustable suspenders, crossed at back.
- One spacious cargo pocket with gusset
- Preshaped and padded knees with removable knee pads
- Flexible storm gaiters with snap system attachment to boots
- Killer loop D-ring at waist
- Bip pocket
- Full-length water repellent YKK 2-way zippers at front and sides
- Reflective film taping for visibility

PERFORMANCE



WATERPROOFNESS



BREATHABILITY



WARMTH

KEY BENEFITS



ELEMENT PROOF



MULTI USE



HIGH AIRFLOW

EXO FLOAT ASSIST

Our proprietary ExoFloat System features an exoskeleton that is fully body mapped with hi-tech flotation panels that help assist you in case of a fall. It also has mesh panels at the bottom to evacuate water. For optimal performance, wear the Stamina Float jacket and Stamina pants together or wear the new Stamina Float jacket alone.



KEY TECHNOLOGIES



SELF LEVELING

Strategically placed Exofloat panels help assist you in self leveling to the surface



EXIT ASSIST

Mesh drainage to ensure you are not weighed down by the water that can inhibit exit



FLOAT ASSIST

For more than 30 minutes (*rider must exit within this timeframe to avoid hypothermia)



SYMPATEX KEY TECHNOLOGIES

PERFORMANCE

Re>Think Performance - Dynamic Breathability

In contrast to other membrane technologies, the poreless compact Sympatex membrane is based on a physical and chemical principle. The water-attracting (hydrophilic) part of the membrane absorbs the moisture from the body and emits it to the outside by evaporation. The water vapour molecules are transported outwards along the hydrophilic molecular chains. The molecular structure (hydrophilic components) of the Sympatex membrane swells in moisture and therefore provides space for water vapour transport and fast evaporation.





COMFORT IS FREEDOM

Nature's Best

Loft

Lightweight

Soft

Packable

Science's Best

Rebels Water

Warm When Wet

Dries Faster



The PrimaLoft® logo is your cue that you're getting the highest performing materials for comfort in any condition.



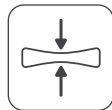
Warmth without bulk

A high warmth-to-weight ratio means you don't need bulk to stay warm



Water-resistant

Absorbs less moisture from the start so you stay drier and warmer



Packable

Packs down easily for stashing in tight spaces



Lightweight

All the warmth you need with little weight



Superior softness

Enjoy unsurpassed softness that feels great on your body and contributes to a flattering fit

DISCOVER MORE AT [PRIMALOFT.COM](https://www.primaloft.com)

PrimaLoft® is a registered trademark of PrimaLoft, Inc. ©2021 PrimaLoft, Inc.


TECHNOLOGIES

OUR RIDING GEAR AND TECHNICAL WEAR ARE BUILT WITH ADVANCED TECHNOLOGIES THAT PROTECT YOU WITH WARMTH, WATERPROOFNESS, LIGHTWEIGHT AND BREATHABILITY.



PRIMALOFT®

A high-performance insulation with the full spectrum of benefits to brave the elements. Warmer, drier, softer and more compressible than any other synthetic insulation.



sympatex®

RPM/RPM MAX

Coatings that provide maximum waterproofness, windproofness and breathability.

RPM Max: All seams & logos sealed

RPM: Critical seams & logos sealed

YKK

We use the world's best - YKK zippers - recognized for quality and reliability.

eLinQ CONNECTOR SYSTEM

Some of our Lynx jackets have provisions built in for a heated shield wire - riders can leave the wire in the jacket securely fastened and out of the way.

REINFORCEMENT FABRIC

Often added to garment zones that need extra durability, such as arms, back hem, inner legs, and crotch for tough yet flexible comfort.

HOW TO FIND A PERFECT SUIT FOR YOU

PRO

QUANTUM PRO



KEY BENEFITS



NO FRILLS SHELL



ELEMENT PROOF



MAX AIRFLOW



MAX MOBILITY

sympatex®



CORDURA®

PREMIUM

QUANTUM



KEY BENEFITS



ELEMENT PROOF



LIGHTWEIGHT



HIGH AIRFLOW

sympatex®

CORDURA®

CORE

SQUADRON



KEY BENEFITS



ELEMENT PROOF
STRETCH



GREAT
VALUE



MULTI USE



BODY MAPPED



**FREE TO MOVE.
FREE TO FOCUS
ON THE
RIDE.**

**On the mountain it's just you
and your sled.**

No distractions, no interruptions, no compromise. You wouldn't let anything come between you and your ride. Not now, when you're living so fully for and in the moment. Ready to drill deeper into drifts and drives. You and your crew, concentrated on one common goal: **conquering the deep snow.**

QUANTUM



CONQUER THE DEEP SNOW WITH NON-COMPROMISE TECHNICAL GEAR

The original Lynx Quantum riding gear offers you the best lightweight performance for mountain and deep snow riding. High-end shell clothing with Cordura fabrics and Sympatex membrane has been developed to meet every freerider's demands.

DEVELOPED WITH LYNX AMBASSADORS **QUANTUM PRO**

- Lightweight 3-ply jackets, highpants and one-piece suits for deep snow riders.
- 100% waterproof, 100% windproof, optimally breathable Sympatex material
- Ultra durable Cordura reinforcement fabric on high wear areas
- Articulated sleeves and knees to ensure freedom of movement in every riding position
- No mesh liner
- Water repellent YKK zippers
- Reflectives for safe visibility
- D-Rings



QUANTUM

- Lightweight shell jacket is specially designed for active riding in deep snow.
- 100% waterproof & windproof, optimally breathable Sympatex material
- Cordura reinforcement fabric on high wear areas
- Two-way water repellent YKK zippers on front



QUANTUM

PRO



Fire Red (06), Deep Purple (42), Black (90)

LYNX QUANTUM PRO JACKET

650144 • S, M, L, XL, 2XL, 3XL

DESCRIPTION AND TERRAIN:

Experience the most durable, light weight, no-compromise technical riding gear in Quantum series. Featuring SYMPATEX Three Layer with no separate liner, which provides a superior layering and mobility experience for riding in deep snow, truly PRO experience.

FEATURES AND TECHNOLOGIES:

- 100% waterproof and 100% windproof.
- Optimally breathable Sympatex material.
- Cordura reinforcement fabric on high wear areas.
- Articulated fitting to give the optimal movement in riding.
- Two-way water-repellent front zipper.
- All over water-repellent zippers.
- Backpack friendly shoulders and front venting.
- 2 front vents and 2 back vents.
- 2 spacious hand pockets at front, 1 chest pocket, 1 sleeve pocket.
- Removable hood.
- Adjustable collar and cuffs.
- Adjustable bottom hem.
- Thumbhole.
- D-ring loop at hem right side.
- Reflective elements for maximum visibility.

PERFORMANCE



KEY BENEFITS



Black (90)

LYNX QUANTUM PRO HIGHPANTS

651135 • S, M, L, XL, 2XL, 3XL

DESCRIPTION AND TERRAIN:

- Flexible and top quality adaptable shell.
- Sympatex 3 Layer performance for deep snow riding.

FEATURES AND TECHNOLOGIES:

- 3 ply Sympatex membrane technologies with lifetime warranty.
- Cordura reinforcement fabric on high wear areas.
- 100% seams and logos sealed.
- Two-way water-repellent front zipper.
- All over water-repellent zippers.
- Articulated fitting to give the optimal movement in riding.
- Bib pocket & thigh cargo pocket.
- Waist buckle adjustment.
- Suspenders with 1 side adjustment.
- Full length side zippers at leg, can be used as vents.
- Stretch fabric at side bib for extra comfort.
- Zippered Boot gaiter with snap

PERFORMANCE



KEY BENEFITS



Black (90), Deep Purple (42), Fire Red (06)

LYNX QUANTUM PRO OPS

650145 • XS, S, M, L, XL, 2XL, 3XL

DESCRIPTION AND TERRAIN:

- Flexible and top quality adaptable shell.
- Sympatex 3 Layer performance for deep snow riding.

FEATURES AND TECHNOLOGIES:

- Primaloft® Gold insulation at seat.
- 100% waterproof and 100% windproof.
- Optimally breathable Sympatex material.
- Cordura reinforcement fabric on high wear areas.
- Articulated fitting to give the optimal movement in riding.
- Two-way water-repellent front zipper.
- All over water-repellent zippers.
- Backpack friendly shoulders and front venting.
- 2 front vents and 2 back vents.
- 2 spacious hand pockets at front, 1 chest pocket, 1 sleeve pocket.
- Full side leg zippers.
- Removable hood.
- Removable suspenders.
- Waist adjustment.
- Adjustable collar and cuffs.
- Adjustable bottom hem.
- Thumbhole.
- Zippered boot gaiter with snap
- D-ring loop at hem right side.
- Reflective elements for maximum visibility.

PERFORMANCE



KEY BENEFITS



QUANTUM



Autumn Red (14), Black (90), Charcoal Grey (07), Royal Blue (83)

LYNX QUANTUM JACKET

650141 • XS, S, M, L, XL, 2XL, 3XL

DESCRIPTION AND TERRAIN:

- Flexible and adaptable shell.
- Specially designed for active riding in deep

FEATURES AND TECHNOLOGIES:

- 2-ply Sympatex membrane technology with lifetime warranty.
- 100% sealed seams and logos.
- Cordura reinforcement fabric on high wear areas
- Water repellent YKK zippers throughout
- Removable hood
- Powder skirt
- Mesh lining
- Backpack friendly Chest venting
- Two-way water repellent YKK front zipper
- One large chest pocket, Hand pockets
- Reflective details for optimized visibility

PERFORMANCE



WATERPROOFNESS



BREATHABILITY



WARMTH NON-INSULATED

KEY BENEFITS



ELEMENT PROOF



LIGHTWEIGHT



HIGH AIRFLOW



Autumn Red (14), Charcoal Grey (07), Black (90)

LYNX QUANTUM PANTS

651134 • XS, S, M, L, XL, 2XL, 3XL

DESCRIPTION AND TERRAIN:

- Flexible and adaptable shell.
- Specially designed for active riding in deep

FEATURES AND TECHNOLOGIES:

- 100% waterproof, 100% windproof, optimally breathable Sympatex material
- Primaloft Gold insulation and fleece lining on seat
- Cordura reinforcement fabric on high wear areas
- High front and back bib
- Panels with stretch fabric on waist
- One bib chest pocket, one-sided cargo pockets
- Shaped, reinforced and padded knees
- Removable knee pads
- 2-way Front and full-length side water repellent YKK zippers
- Water repellent YKK zippers throughout
- Storm gaiters with boot to lace snap connector
- Reflective details for optimized visibility

PERFORMANCE



WATERPROOFNESS



BREATHABILITY



WARMTH NON-INSULATED

KEY BENEFITS



ELEMENT PROOF



LIGHTWEIGHT



HIGH AIRFLOW



Autumn Red (14), Black (90), Charcoal Grey (07), Royal Blue (83)

LYNX QUANTUM OPS

650142 • XS, S, M, L, XL, 2XL, 3XL

DESCRIPTION AND TERRAIN:

- Flexible and adaptable shell.
- Specially designed for active riding in deep

FEATURES AND TECHNOLOGIES:

- 2 ply Sympatex membrane technology with lifetime warranty
- 100% sealed seams and logos
- Water-resistant YKK zippers throughout.
- Removable hood
- Removable suspenders
- Backpack friendly Chest venting
- Removable hood
- Two-way water repellent YKK front zipper
- Reflective details for optimized visibility
- Cargo sized pockets
- Shaped and reinforced knees
- Storm gaiters with boot to lace snap connector

PERFORMANCE



WATERPROOFNESS



BREATHABILITY



WARMTH NON-INSULATED

KEY BENEFITS



ELEMENT PROOF



LIGHTWEIGHT



HIGH AIRFLOW

SQUADRON

A snowmobiler in a red and black suit is riding a snowmobile through a snowy forest. The snowmobiler is wearing a helmet with a clear visor and is looking forward. The snowmobile is black and red, with the number '850' visible on the front. The background is a dense forest of snow-covered trees.

**FOLLOW
YOUR TRIBE.
CUT YOUR
OWN TRAIL.**

There are Lynx riders, then there's everyone else.

Our dedication shows in everything we do, right down to the gear we wear to ride. We follow trends but are never slaves to style. We know what looks good and what works. Now all you need to do is zip up and hold on tight. It's play time.

MAKE THE MOST OF YOUR WINTER!

The original Lynx Squadron riding gear offers you the best functional performance for all your winter activities: warmth without bulk, tough fabrics, sealed seams and ventilation. With both practical and trendy options, the Squadron range has you covered for work, mountain riding and day-to-day living.

SQUADRON INSULATED

- Lynx Squadron OPS is an insulated onepiece suit for men for multiuse with 80gr Primaloft Black insulation.
- Colorful Squadron Kids OPS is developed together with kids. Thermal loft insulation is a perfect choice for riding and playing in the snow.



SQUADRON FLEX

- Light and multifunctional shell jacket for deep snow riding and winter sports now with new Stretch Shell fabric.
- Partly insulated shell highpants for deep snow riders and winter activities now with new Stretch Shell fabric.
- Light and multifunctional shell one-piece suit for deep snow riding and winter sports now with new Stretch Shell fabric.



SQUADRON

INSULATED



Teal (74), Whiskey (28)
Army Green (77)

NEW

LYNX SQUADRON OPS (INS.)

650165, 650140 • XS, S, M, L, XL, 2XL, 3XL

DESCRIPTION AND TERRAIN:

Insulated one-piece suit for men for multiuse.

FEATURES AND TECHNOLOGIES:

Insulated one-piece with 80gr Primaloft Black insulation
RPM Max Shell
All seams sealed
Reinforcement fabric on high wear areas
Two-way front zipper

Waterproof YKK zippers
Front ventilations on armpit with zipper and mesh
Inner adjustable system on waist and removable suspenders inside
Lynx Cypher used in Graphics

PERFORMANCE



WATERPROOFNESS



BREATHABILITY



WARMTH

KEY BENEFITS



ELEMENT PROOF



GREAT VALUE



MULTI USE



Blue (80), Orange (12)

NEW

SQUADRON KIDS OPS (INS.)

657008 • 4, 6, 8, 10

DESCRIPTION:

Colorful Squadron Kids OPS is developed together with kids. Thermal loft insulation is a perfect choice for riding and playing in the snow.

FEATURES AND TECHNOLOGIES:

Lynx Cypher used in Graphics
Thermal loft insulation
RPM Max Shell for moisture management

All seams sealed
Front closure and pockets with waterproof YKK zippers
Adjustable waist

KEY BENEFITS



ELEMENT PROOF



MULTI USE

SQUADRON

FLEX

MEN

WOMEN



Teal (74), Black (90)

SQUADRON FLEX JACKET

Squadron Flex Jacket 650149 • XS, S, M, L, XL, 2XL, 3XL
Squadron Flex Jacket W 650150 • XS, S, M, L, XL, 2XL

DESCRIPTION AND TERRAIN:

- Light and multifunctional shell jacket for deep snow riding and winter sports now with new Stretch Shell fabric.

FEATURES AND TECHNOLOGIES:

- RPM Max shell material
- Insulation on front chest & sleeve top: Primaloft Black 40 grams
- All seams sealed
- Preshaped sleeves and elbows
- Removable, adjustable hood
- Offset center front opening
- Waterproof YKK zippers
- 2 front ventilation underarm with mesh
- 2 spacious pockets at front, 1 chest pocket, 1 sleeve pocket
- 1 inner chest pocket; water & vapour proof pocket for cell phone etc.
- 1 inner mesh pocket
- D-ring killer loop at hem right side
- Lynx / Squadron prints

PERFORMANCE

WATERPROOFNESS



BREATHABILITY



WARMTH

KEY BENEFITS

ELEMENT PROOF



GREAT VALUE



MULTI USE

MEN

WOMEN



Teal (74), Black (90)

SQUADRON FLEX HIGHPANTS

Squadron Flex Highpants 651137 • XS, S, M, L, XL, 2XL, 3XL
Squadron Flex Highpants W 651138 • XS, S, M, L, XL, 2XL

DESCRIPTION AND TERRAIN:

- Partly insulated shell highpants for deep snow riders and winter activities now with new Stretch Shell fabric.

FEATURES AND TECHNOLOGIES:

- Waterproof, windproof, breathable and durable shell material. RPM Max.
- All seams sealed
- Reinforcement fabric on high wear areas.
- Insulation on seating area: Primaloft Black 60 grams
- Bib construction for extra cover
- Full length side zippers
- Elastic construction at back waist for flexibility
- Adjustable suspenders, crossed at back
- One spacious cargo pocket
- Preshaped and padded knees with removable knee pads
- Flexible storm gaiters with snap system attachment to boots
- Killer loop D-ring at waist
- Bip pocket
- Waterproof YKK zippers
- Reflective film taping at back lower legs
- 2 color options

PERFORMANCE

WATERPROOFNESS



BREATHABILITY



WARMTH

KEY BENEFITS

ELEMENT PROOF



GREAT VALUE



MULTI USE

MEN

WOMEN



Sand (03), Fire Red (06), Black (90), Teal (74), Black (90)

SQUADRON FLEX OPS

Squadron Flex OPS 650143 • 2XS, XS, S, M, L, XL, 2XL
Squadron Flex OPS W 650147 • XS, S, M, L, XL, 2XL

DESCRIPTION AND TERRAIN:

- Light and multifunctional shell one-piece suit for deep snow riding and winter sports now with new Stretch Shell fabric.

FEATURES AND TECHNOLOGIES:

- Mesh lining
- Primaloft Black insulation on seat
- RPM MAX for moisture management
- All seams and logos sealed
- YKK zippers

PERFORMANCE

WATERPROOFNESS



BREATHABILITY



WARMTH

KEY BENEFITS

ELEMENT PROOF



GREAT VALUE



MULTI USE

LYNX APPAREL LAYERING PIONEERS



1

Wearing properly layered clothing starts with a high-quality **base layer**.

2

The mid layer helps to regulate the body temperature.

3

Insulated layer. Add or adjust the warmth with insulated layer. Insulated jacket protects from the elements with additional warmth.

4

Shell layer. Choose the outermost layer based on the temperature, the length of the trip and your riding style.

Enjoying the winter is often just a matter of dressing up. We at Lynx are pioneers in equipping the riders for demanding Nordic conditions.

Using high performance fabrics and insulation, the Lynx Tec-Layer product range offers a combination of moisture management, warmth, packability and protection in changing weather conditions and multiple activities. Keep yourself comfortable even during your toughest snowmobiling adventures!



GEARING UP FOR THE RIDE

” There’s no bad day, if you’re geared up right!

Some people may think that cold weather or lack of daylight is a reason to postpone your ride, but that’s not actually true. It’s all about gearing up right. Cold is not actually cold if you have right layers.

What I like to have is merino layers, thermo layers and sometimes even fleece, but I never go out without a protection. If you protect your head, remember to also protect your body.

Now that I’m all geared up, I’m ready to ride!

- Emma Kimiläinen, Lynx ambassador

TEC LAYER

NEW

LYNX TECLAYER ALPHA DOWN JACKET

659154 • XS, S, M, L, XL, 2XL, 3XL

DESCRIPTION:

- Introducing the new ultra warm Lynx Tec Layer Heavyweight Down Packable Jacket.
- Functional, warm outer layer for breaks while snowmobiling and regular winter use.
- Can also be used as a very warm mid-layer on long, subzero journeys.

FEATURES AND TECHNOLOGIES:

- Insulation: Primaloft® down blend Gold.
- Packable design is great for on-the-go and travel!
- Drawcord hem adjustment in pockets.
- Microfleece and Spandex at underarm vents.
- Down-blend insulation with high compression.
- Sold with a stowable bag.
- Ultralight water-repellent fabric.
- Preshaped sleeves and elbows.
- Fixed adjustable hood with laminated brim and flexible polymer peak.
- Elastic at cuffs.
- YKK® 2-way Vislon® zipper at front opening
- Inverted YKK® 1-way zippers at pockets.
- 2 spacious hand pockets at front.
- Chest pocket with 2 spacious inner lining pockets.
- Adjustable hem with elastic and toggle on both sides.



Black (90), Navy (89)

PERFORMANCE



WATERPROOFNESS



BREATHABILITY



WARMTH

KEY BENEFITS



REGULATE WARMTH



MULTI USE



PACKABILITY

LYNX PACKABLE DOWN JACKET

Lynx packable down jacket
659138 • XS, S, M, L, XL, 2XL, 3XL

Lynx packable down jacket W
659139 • XS, S, M, L, XL, 2XL

DESCRIPTION:

Use as a light jacket for cool dry weather or as a very warm mid layer.

FEATURES AND TECHNOLOGIES:

- Drawcord hem adjustment in pockets.
- Microfleece and Spandex at underarm vents.
- Down-blend insulation with high compression.
- Shaped sleeves.
- Sold with stowable pocket.
- Ultralight Water repellent material
- Insulation: Primaloft down blend
- Packable design is great for on-the-go and travel!

PERFORMANCE



WATERPROOFNESS



BREATHABILITY



WARMTH

KEY BENEFITS



REGULATE WARMTH



MULTI USE



PACKABILITY

MEN



Autumn Red (14), Black (90), Charcoal Grey (07)

WOMEN



Autumn Red (14), Black (90)



Grey (09), Black (90)

QUANTUM SOFTSHELL JACKET

659129 • XS, S, M, L, XL, 2XL, 3XL

DESCRIPTION:

New technical softshell jacket for Quantum series.

FEATURES AND TECHNOLOGIES:

- Windproof lightweight softshell with a water resistant membrane.
- Use everyday.
- Breathable wicking technology.
- Backed by micro-fleece for a soft feel.



Autumn Red (14), Black (90), Charcoal Grey (07)

NEW

LYNX TECLAYER HYBRID JACKET

659180 • XS, S, M, L, XL, 2XL, 3XL

DESCRIPTION:

- Light and versatile mid layer jacket for active riders.

FEATURES AND TECHNOLOGIES:

- 80g Primaloft® Black Insulation.
- Ultralight water repellent material.
- Strategically placed elastic knit material and panels with insulation.
- YKK® zippers.

PERFORMANCE



KEY BENEFITS



Black (90)

LYNX HYBRID SHORTS

659137 • XS, S, M, L, XL, 2XL, 3XL

DESCRIPTION:

- Light and versatile mid layer shorts for active riders.

FEATURES AND TECHNOLOGIES:

- 80g Primaloft® Black Insulation.
- Ultralight water repellent material
- Strategically placed elastic knit material and panels with insulation.
- Higher back waist and knee length
- 2-way YKK® zippers.

PERFORMANCE



KEY BENEFITS



Black (90)

LYNX HYBRID OPS

650146 • XS, S, M, L, XL, 2XL, 3XL

DESCRIPTION:

- Light and versatile insulated mid layer onepiece for our riders. This removable liner is a perfect piece to add versatility and warmth for under shell onepiece.

FEATURES AND TECHNOLOGIES:

- Ultralight Water repellent fabric
- Strategically placed elastic knit material and panels with insulation
- Breathable panels
- 80g Primaloft® Black Insulation.
- Zipper drop seat for easy access
- Full-lengt legs
- YKK zippers
- Packable design is great for on-the-go and travel!

PERFORMANCE



KEY BENEFITS



Black (90)

LYNX ONE PIECE MID LAYER

659126 • XS, S, M, L, XL, 2XL, 3XL

DESCRIPTION:

Ideal under Onepiece suit. Thermal fleece midlayer onepiece for cold riding conditions and after adventures.

FEATURES AND TECHNOLOGIES:

- Constructed from super soft stretchy Performance Fleece.
- YKK Two Way Open front zipper with semi-lock sliders.
- Rear zipper for easy seat opening.
- Flatlock seams.

PACKABLE DESIGN



MEN **WOMEN**



Black (90)

LYNX THERMAL BASE SHIRT

Lynx Thermal Base Shirt
659113

S, M, L, XL, 2XL, 3XL

Lynx Thermal Base Shirt Ladies
659115

XS, S, M, L, XL, 2XL

DESCRIPTION:

Thermal base shirt made of high-filament polyester enhanced by slight brushing to provide softness and warmth.

FEATURES AND TECHNOLOGIES:

Mesh paneled under arms for better ventilation and accelerated drying. Antimicrobial



Grey (09)

QUANTUM LIGHT BASE SHIRT

659121 • S, M, L, XL, 2XL, 3XL

DESCRIPTION:

Technical performance base layer top.

FEATURES AND TECHNOLOGIES:

Coconut fibers actively promote evaporative cooling and odor absorption, and to filter moisture out while trapping warmth in.

MEN **WOMEN**



Black (90)

LYNX MERINO BASE SHIRT 2.0

Lynx Merino Base Shirt 2.0
659117

S, M, L, XL, 2XL, 3XL

Lynx Merino Base Shirt 2.0 Ladies
659119

XS, S, M, L, XL, 2XL

DESCRIPTION:

Warm and comfortable merino wool base shirt.

FEATURES AND TECHNOLOGIES:

Flatlock stitched seams
Permanent anti-odor performance
Moisture wicking
Body temperature regulator

MEN **WOMEN**



Black (90)

LYNX THERMAL BASE PANTS

Lynx Thermal Base Pants
659114

S, M, L, XL, 2XL, 3XL

Lynx Thermal Base Pants Ladies
659116

XS, S, M, L, XL, 2XL

DESCRIPTION:

Thermal base pants made of high-filament polyester enhanced by slight brushing to provide softness and warmth.

FEATURES AND TECHNOLOGIES:

Antimicrobial



Grey (09)

QUANTUM LIGHT BASE PANTS

659122 • S, M, L, XL, 2XL, 3XL

DESCRIPTION:

Technical performance base layer bottom

FEATURES AND TECHNOLOGIES:

Coconut fibers actively promote evaporative cooling and odor absorption, and to filter moisture out while trapping warmth in.

MEN **WOMEN**



Black (90)

LYNX MERINO BASE PANTS 2.0

Lynx Merino Base Pants 2.0
659118

S, M, L, XL, 2XL, 3XL

Lynx Merino Base Pants 2.0 Ladies
659120

XS, S, M, L, XL, 2XL

DESCRIPTION:

Warm and comfortable merino wool base pants.

FEATURES AND TECHNOLOGIES:

Flatlock stitched seams
Permanent anti-odor performance
Moisture wicking
Body temperature regulator
Elastic waist band

LYNX X SVALA



Black (90)

LYNX X SVALA MERINO BASE LAYER TOP

659149 • 2XS, XS, S, M, L, XL, 2XL, 3XL

DESCRIPTION:

The knit has a technical two-layer construction with an inner layer of moisture-wicking polypropylene and an outer layer of SuperWash and moth-protected Merino wool. Inherently antibacterial.

FEATURES AND TECHNOLOGIES:

Unisex
Slim-fit
Flat seams
Round neckline
Longer hem at back



Black (90)

LYNX X SVALA MERINO BASE LAYER BOTTOM

659150 • 2XS, XS, S, M, L, XL, 2XL, 3XL

DESCRIPTION:

The knit has a technical two-layer construction with an inner layer of moisture-wicking polypropylene and an outer layer of SuperWash and moth-protected Merino wool. Inherently antibacterial.

FEATURES AND TECHNOLOGIES:

Unisex
Slim-fit
Flat seams
Elastic waistband



Grey (09)

LYNX X SVALA ACTIVE BASE LAYER TOP

659151 • 2XS, XS, S, M, L, XL, 2XL, 3XL

DESCRIPTION:

This Merino and Tencel blend base layer is perfect for both cooler conditions and summer temperatures. Merino Active base layer wicks moisture from the skin while the outer layer of Merino wool warms and stores the heat generated by the body. Inherently antibacterial.

FEATURES AND TECHNOLOGIES:

Unisex
Slim-fit
Flat seams
Round neckline
Longer hem at back



Grey (09)

LYNX X SVALA ACTIVE BASE LAYER BOTTOM

659152 • 2XS, XS, S, M, L, XL, 2XL, 3XL

DESCRIPTION:

This Merino and Tencel blend base layer is perfect for both cooler conditions and summer temperatures. Merino Active base layer wicks moisture from the skin while the outer layer of Merino wool warms and stores the heat generated by the body. Inherently antibacterial.

FEATURES AND TECHNOLOGIES:

Unisex
Slim-fit
Flat seams
Elastic waistband



Grey (09), Black (90)

LYNX X SVALA LIGHT MERINO T-SHIRT

662098 • 2XS, XS, S, M, L, XL, 2XL, 3XL

DESCRIPTION:

This Merino and Tencel blend T-Shirt is perfect for a base layer in both cooler conditions and summer temperatures. It can be used as a work shirt for home chores or activities.

FEATURES AND TECHNOLOGIES:

Unisex
Slim-fit
Flat seams
Fitted sleeves
Round neckline
Longer hem at back



Grey (09), Black (90)

LYNX X SVALA MERINO T-SHIRT

662099 • 2XS, XS, S, M, L, XL, 2XL, 3XL

DESCRIPTION:

The Merino T-Shirt is perfect for a base layer in both cooler conditions and summer temperatures. It can be used as a work shirt for home chores or activities. This Merino T-shirt wicks moisture from the skin while the outer layer of Merino wool warms and stores the heat generated by the body.

FEATURES AND TECHNOLOGIES:

Unisex
Slim-fit
Flat seams
Fitted sleeves
Round neckline
Longer hem at back



Black (90)

LYNX X SVALA POWERSTRETCH PRO JACKET

659143 • 2XS, XS, S, M, L, XL, 2XL, 3XL

DESCRIPTION:

An elastic and warm Fleece jacket for work and leisure. This jacket is made of high-quality Polartec Power Stretch Pro with a moisture-wicking fleece on the inside and a wear-resistant lint-free polyester on the outside.

FEATURES AND TECHNOLOGIES:

- | | |
|--------------|-------------------|
| Unisex | Two Front pockets |
| Slim-fit | Flat seams |
| Front zipper | Thumb loops |
| Chest pocket | |



Black (90)

LYNX X SVALA MERINO LOUNGE PANTS

659146 • 2XS, XS, S, M, L, XL, 2XL, 3XL

DESCRIPTION:

Elastic and cosy Merino pants for leisure. They are actually so Trendy that you want to wear them at town and everywhere. These pants are made of 100% high-quality Merino wool knit.

FEATURES AND TECHNOLOGIES:

- | | |
|--------------|-------------------|
| Unisex | Elastic waistband |
| Slim-fit | Flat seams |
| Side pockets | |



Black (90)

LYNX X SVALA MERINO HYBRID JACKET

659144 • 2XS, XS, S, M, L, XL, 2XL, 3XL

DESCRIPTION:

Comfortable Hybrid jacket for multiuse. This jacket is made of high-quality Extra warm merino knit and added windproofness with panels in colla, neck, chest and front sleeves.

FEATURES AND TECHNOLOGIES:

- | | |
|----------------------------------|-------------------------------|
| Merino knit and windproof panels | Two Front pockets with zipper |
| Unisex | Flat seams |
| Slim-fit | Thumb loops |
| Front zipper | |



Black (90)

LYNX X SVALA MESH BASE LAYER PRO TOP

659147 • 2XS, XS, S, M, L, XL, 2XL, 3XL

DESCRIPTION:

Worn against the skin, the moisture-wicking antibacterial mesh knit stores air in its loops, which means that the product has a heat-balancing effect regardless of the level of activity. This means that it stays cool in the heat and provides warmth in the cold. This garment performs superbly as a base layer during heavy exercise, even if temperatures drop as low as -15°C. can be worn underneath a thermal layer in which case it wicks moisture to the external clothing layer, airs and creates a warming air layer on top of your skin.

FEATURES AND TECHNOLOGIES:

- | | |
|------------|--------------------|
| Unisex | Round neckline |
| Slim-fit | Longer hem at back |
| Flat seams | |



Black (90)

LYNX X SVALA MERINO HOODIE

659145 • 2XS, XS, S, M, L, XL, 2XL, 3XL

DESCRIPTION:

Elastic and cosy Merino hoodie for leisure. It's actually so Trendy that you want to wear it at town and everywhere. This hoodie is made of 100% high-quality Merino wool knit.

FEATURES AND TECHNOLOGIES:

- | | |
|--------------|-------------------|
| Unisex | Two Front pockets |
| Slim-fit | Flat seams |
| Front zipper | Thumb loops |
| Chest pocket | |



Black (90)

LYNX X SVALA MESH BASE LAYER PRO BOTTOM

659148 • 2XS, XS, S, M, L, XL, 2XL, 3XL

DESCRIPTION:

Worn against the skin, the moisture-wicking antibacterial mesh knit stores air in its loops, which means that the product has a heat-balancing effect regardless of the level of activity. This means that it stays cool in the heat and provides warmth in the cold. This garment performs superbly as a base layer during heavy exercise, even if temperatures drop as low as -15°C. can be worn underneath a thermal layer in which case it wicks moisture to the external clothing layer, airs and creates a warming air layer on top of your skin.

FEATURES AND TECHNOLOGIES:

- | | |
|----------|-------------------|
| Unisex | Flat seams |
| Slim-fit | Elastic waistband |



Black (90)

LYNX X SVALA POWERSTRETCH PRO BEANIE

665306 • S, M, L

DESCRIPTION:

-The Power Stretch Pro hat will warm you up even when your activity levels are low.
-A warm and snug fit headwear made of high quality Polartec Power Stretch Pro. The inside is made of moisture-wicking fleece and the outside is lint-free polyester.

FEATURES AND TECHNOLOGIES:

- Flat seams



Black (90)

LYNX X SVALA MERINO SOCKS

667116 • S, M, L, XL

DESCRIPTION:

Technical warm merino socks especially for colder conditions.

FEATURES AND TECHNOLOGIES:

Long elastic cuff keeps socks in place. The inner surface with comfortable merino terry keeps the feet dry and warm. Socks stay dry, odorless and fresh for longer.



Black (90), Grey (09)

LYNX X SVALA MERINO BEANIE

665307 • S, M, L

DESCRIPTION:

Double layer merino beanie for winter use. The knitted fabric has a double layer structure with an inner layer of polypropylene that efficiently wicks moisture from your skin and an external heat-binding layer of merino wool that has gone through SuperWash and anti-moth treatments.

FEATURES AND TECHNOLOGIES:

- Flat seams



Black (90)

LYNX X SVALA MERINO ACTIVE SOCKS

667117 • S, M, L, XL

DESCRIPTION:

Warm Merino Socks for Active riding and varying conditions. The soft Merino knit keeps the feet dry and warm. Socks stay odorless and fresh for longer

FEATURES AND TECHNOLOGIES:

Elastic structure of cuff keeps socks in place. Seamless foot prevents abrasion



Grey (09), Red (30)

LYNX X SVALA MERINO URBAN BEANIE

665308 • S, M, L


DESCRIPTION:

Extra fine Merino beanie, equally at home in the city, the forest or whatever the temperature or time of year. There is no prickliness or itching under this beanie there is no hair itching thanks to the natural properties of Merino wool.

FEATURES AND TECHNOLOGIES:

- Fold over cuff

RIDE WITH YOUR TRIBE. AHEAD OF THE PACK.



Your blood pumping through the veins. Your heart pounding with excitement. The unbreakable concentration from start to finish. Your eye firmly on the prize: crossing the line and earning your place on the podium. It's the winning spirit you take from the track to your team - and the right riding gear that gives you the edge.

Carry your team colors proudly! Snowmobile racing is more than just a passion: it requires tenacity, commitment, and adequate apparel. The Lynx Racing clothing, made out of high-quality materials, provides you with functional moisture management, warmth and protection every time you hit the track. Add a final touch to your winning look, even in the days between races.

RACING



RACING



Autumn Red (14), Fire Red (06)

NEW**LYNX RACE SNOWCROSS JACKET**

650154 • XS, S, M, L, XL, 2XL

DESCRIPTION:

- Racing look shell.

FEATURES AND TECHNOLOGIES:

- Watertight zippers throughout.
- 2 large pockets at front.
- Front and rear zippered vent

PERFORMANCE

WATERPROOFNESS



BREATHABILITY



WARMTH NON-INSULATED



Autumn Red (14), Fire Red (06)

NEW**LYNX RACE JERSEY**

660051 • S, M, L, XL, 2XL, 3XL

DESCRIPTION:

- Semi-fitted V-neck jersey.

FEATURES AND TECHNOLOGIES:

- 100% Polyester.
- Quick-dry fabric.
- Antibacterial, moisture-wicking fabric.
- Sublimated print.
- Rib at collar and cuffs.
- Underarm gusset for ease of movements.
- Jersey longer at back to easily enter it in riding pants.



Autumn Red (14), Fire Red (06)

NEW**LYNX RACE SNOWCROSS PANTS**

651142 • XS, S, M, L, XL, 2XL

DESCRIPTION:

- Shell pants with a LYNX racing look.

FEATURES AND TECHNOLOGIES:

- 85% Polyester, 13% Nylon, 2% aramid fiber
- Reinforcement fabric at in-seam and high wear areas.
- Higher back and lower front shape for optimal comfort.
- Pre-shaped knees.
- Extra grip stripes added to seating area.
- D-rings at crotch and at waist.

PERFORMANCE

WATERPROOFNESS



BREATHABILITY



WARMTH NON-INSULATED



Mixed Color (18)

LYNX WARM-UP JACKET

652020 • Onesize

DESCRIPTION:

- Warm coat to wear over.
- Use by the Lynx racing team members.

FEATURES AND TECHNOLOGIES:

- One size
- Fixed hood and spacious pockets on both sides.
- Lynx Racing spirited design

WINTER'S NOT
A SEASON. IT'S
A LIFESTYLE.

ACTIVE

Keep your engine running all year round!

When snow turns to slush and trails turn to tracks, it's time to train. In the gym. On the bike. Through the woods. Counting down the days to that first fresh fall. Muscles burning. Longing for the cool breeze on your face. You can almost feel it. Not long now. Winter is almost here.

The original Lynx Active range sees you through off-season, dialing up the technical details that keep your engine running all year round. You will stay comfortable and protected from the top of

the mountain down to the trails and in different activities. From jerseys to keep you dry and prevent overheating to lightweight, breathable and waterproof outerwear, you are ready to go!

ACTIVE



Charcoal Grey (07), Navy (89)

NEW

LYNX ACTIVE PERFORMANCE LS

660052 • S, M, L, XL, 2XL, 3XL

DESCRIPTION:

- Durable long sleeves Performance T-Shirt.

FEATURES AND TECHNOLOGIES:

- 86% Coconut Polyester, 16% Spandex.
- Relax fit.
- Raglan sleeve.
- Moisture-wicking, to stay dry and comfortable.
- Naturally anti-odor.
- Antimicrobial.
- UV protection.
- Thumb hole at sleeves.
- Heat transfer Lynx Active logo



Black (90), Grey (09)

LYNX ACTIVE JACKET**650148** • XS, S, M, L, XL, 2XL, 3XL**DESCRIPTION AND TERRAIN:**

Lynx Active jacket is lightweight, waterproof and breathable jacket for all-purpose use, for example cycling, hiking and trail running.

FEATURES AND TECHNOLOGIES:

- Long-lasting weather protection
- Waterproof & breathable
- Cycling specific fit
- Back and underarm ventilation with mesh inserts
- Hand pocket for easy access (jacket can be packed into pocket)
- Reflective prints for visibility



Red (30), Blue (80)

LYNX ACTIVE JERSEY LS**660032** • XS, S, M, L, XL, 2XL, 3XL**DESCRIPTION:**

Lynx Active Jersey long sleeve shirt will keep you comfortable and protected from the top of the mountain down to the trails and in different activities. Comfortable, technical fabric keeps you dry and prevents from overheating.

FEATURES AND TECHNOLOGIES:

Comfortable, technical fabric
Perfect riding fit
Technical collar construction
Mesh provides high ventilation
Longer back for perfect coverage



Black (90), Grey (09)

LYNX ACTIVE PANTS**651136** • XS, S, M, L, XL, 2XL, 3XL**DESCRIPTION AND TERRAIN:**

Lynx Active pants for all-purpose use, for example cycling, hiking and trail running. These performance pants provide comfort when pedalling with light weight stretch fabric and many technical features. Pants for ultimate comfort when riding downhill and trail.

FEATURES AND TECHNOLOGIES:

- Dirt and water-repellent, breathable
- Stretch softshell fabric with elastic panels
- Pre-shaped fit for optimal ride comfort and use with knee pads
- Tapered fitting
- Hand pockets with zippers
- Zipped security pocket on leg
- Full length side zippers to be used for ventilation also
- Lynx logo details



Red (30), Blue (80)

LYNX ACTIVE JERSEY T-SHIRT**660036** • XS, S, M, L, XL, 2XL, 3XL**DESCRIPTION:**

Lynx Active Jersey T-shirt will keep you comfortable and protected from the top of the mountain down to the trails and in different activities. Comfortable, technical fabric keeps you dry and prevents from overheating.

FEATURES AND TECHNOLOGIES:

Comfortable, technical fabric
Perfect riding fit
Technical collar construction
Mesh provides high ventilation
Longer back for perfect coverage



Army Green (77), Grey (09)

LYNX ACTIVE OPS**650133** • XS, S, M, L, XL, 2XL, 3XL

Extremely light multiuse riding suit which is workable in many outdoor activities, environments and conditions. Modify the onepiece with unique bottom leg zip offs, adjustable to biking shorts!

FEATURES AND TECHNOLOGIES:

- 100% waterproof & windproof, optimally breathable Sympatex material.
- Cordura reinforcement fabric on high wear areas; seat, inside leg and hem
- All seams sealed
- Waterproof YKK zippers
- Detachable bottom legs with zippers (can be adjusted to biking shorts)
- Preshaped knees and elbows
- Adjustable cuffs with velcro tab
- Front and back ventilation openings with mesh
- Thigh ventilation
- Reflective weldings
- Detachable bottom legs & waist velcro system
- Stretch fabric panel at lower back to ease the movement



Grey (09)

LYNX ACTIVE CAP**665287** • Onesize**DESCRIPTION:**

Light weight cap for off-season activities.

FEATURES AND TECHNOLOGIES:

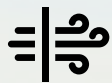
-

ADVEX HELMET

KEY BENEFITS



HEATED AND NON HEATED



HIGH AIRFLOW



DOT AND ECE CERTIFIED

USAGE

ACTIVE TRAIL RIDERS

VARYING WEATHER

PRODUCT PERFORMANCE



WARMTH



AIRFLOW



LIGHTWEIGHT



GRAPHICS

BRP Branded



Lynx Branded



TYPES

Full electric

Standard



ADVEX HELMET KEY TECHNOLOGIES


HEAT DISTRIBUTION



AIRFLOW



NOISE CANCELLING



JET STYLE



COMM INTEGRATION



CHIN CURTAIN



WHY CHOOSE THE ADVEX?

Think of the convenience of a modular helmet with all the features of a full face Helmet. A perfect helmet for more active trail riders, you can control your air intake, and always ride fog free due to the hot air exhaust. Not only does this helmet have noise cancelling pads, back light a heated sun visor garage and removable peak but it ALSO comes comms ready and flashlight ready!

**NEW**

Fire Red (06)

LYNX ADVEX SPORT RADIANT HELMET (DOT/ECE)**664071** • XS, S, M, L, XL, 2XL, 3XL**DESCRIPTION:**

Lynx ADVEX Sport Radiant Helmet (DOT/ECE) with M-FORGE Composite shell.

FEATURES AND TECHNOLOGIES:

- 4-year limited warranty.
- Lightweight M-FORGE® Composite shell
- Innovative and safe full face access opening
- Adjustable and easily removable peak
- Amplified heated visor visor with pivot contact system with integrated adjustable vent
- Sun visor heated chamber.
- eLinQ rear magnet connector.
- Lightweight battery-less rear LED light for added rider safety.
- Retractable amber sun visor for best vision in snow conditions.
- Prescription eyeglasses friendly.
- Adjustable humidity extractor vents.
- NCS System: Reduces noise
- Optional side LED utility light.

**NEW**

Black (90), Orange (12), White (01)

ADVEX SPORT RADIANT HELMET**929081, 929126, 929130** • XS, S, M, L, XL, 2XL, 3XL**DESCRIPTION:**

ADVEX Sport Radiant Helmet (DOT/ECE) with M-FORGE Composite shell.

- Optional VIBE Mesh made for winter integrated communication system, with never lose power feature when plugged in
- Neck skirt to reduce air intrusion.
- Humidity control with breathguard mask system
- Operate all features with gloved hands.
- 2 shell sizes and 4 EPS size for better fit and comfort.
- Ratcheting quick-release chin strap.
- Recyclable helmet shell for minimal environmental impact.
- Aerodynamic shape to reduce neck fatigue.
- 1895 g ± for size large.
- 1965 g ± for size large with peak
- D.O.T. and ECE 2206 certified

**NEW**

Autumn Red (14)

LYNX ADVEX SPORT HELMET (DOT/ECE)

664070 • XS, S, M, L, XL, 2XL, 3XL

DESCRIPTION:Lynx ADVEX Sport Helmet (DOT/ECE)
with M-FORGE Composite shell**FEATURES AND TECHNOLOGIES:**

- 4-year limited warranty.
- Lightweight M-FORGE® Composite shell
- Innovative and safe full facae acces opening
- Adjustable and easily removeable peak
- Dual lens anti-fog visor with integrated adjustable vent
- Retractable amber sun visor for best vision in snow conditions.
- Prescription eyeglasses friendly.
- Adjustable humidity extractor vents.
- NCS System: Reduces noise
- Optional side LED utility light.
- Optional VIBE Mesh made for winter integrated communication system

NEW

Black (90), Orange (12), White (01)

ADVEX SPORT HELMET

929079

929125

929129 • XS, S, M, L, XL, 2XL, 3XL

DESCRIPTION:Advex Sport Helmet (DOT/ECE)
with M-FORGE Composite shell.

- Neck skirt to reduce air intrusion.
- Humidity control with breathguard mask system
- Operate all features with gloved hands.
- 2 shell sizes and 4 EPS size for better fit and comfort.
- Ratcheting quick-release chin strap.
- Recyclable helmet shell for minimal environmental impact.
- Aerodynamic shape to reduce neck fatigue.
- 1825 g ± for size large.
- 1895 g ± for size large with peak
- D.O.T. and ECE 2206 certified

NEW COMMUNICATION SYSTEM VIBE BY BRP!

NEW COMMUNICATION SYSTEM BUILT TO INTEGRATE SEAMLESSLY INTO THE ADVEX HELMET.



An extension of the vehicle, our comm system built in partnership with Sena for BRP. It fully integrates into the new Advex AND you can ride worry free as the system is fueled by the eLinQ system so, no matter how cold it is... you can chat, listen and ride all day long in comfort. Choose to ride without an electric Advex? Not a problem with twice the standard comm system battery size you can ride up to 8hr in -18C.

VIBE COMMUNICATION SYSTEM KEY TECHNOLOGIES



**ONE-CLICK-TO-CONNECT
SIMPLICITY**

COMM INTEGRATION

MAGNET EASY INSTALL

**UNLIMITED TALK TIME
THROUGH ELinQ**

**RAPID CHARGING,
BATTERY LIFE 8HRS
@ -18C**

**SOUND BY
HARMAN KARDON**

AN EXTENSION OF YOUR SLED

The comm system is now connected to the latest BRP hub handle bar system. Control the volume, skip through songs, and check out key info like battery status and mesh channel.



NEW Matte Black (93)

VIBE COMMUNICATION SYSTEM BY BRP

929086 • Onesize

FEATURES AND TECHNOLOGIES:

- VIBE Bluetooth Comm System with superior audio quality for the Advex helmet.
- Sound by harman/kardon®
- Mesh 2.0: Robust reliability compatible with all Sena Mesh devices.
- One-Click-to-Connect simplicity.
- Mesh Intercom™ features superior audio quality.
- 2 antennas for 3km line of sight range
- Multi-channel protocol in Open Mesh allows users to switch between 9 comm channels.
- Bluetooth® 5 enabled.
- Convenience of voice-activated digital assistant access ("Hey Google"/"Hey Siri").
- 30% faster Rapid-Charging.
- Glove-friendly interface.
- Compatible with all Advex helmets.
- Never run out of power when installed in Advex Radiant helmet version.



**OPEN MESH
INTERCOM:
LIMITLESS**



BLUETOOTH 5.1



**GROUP MESH
INTERCOM:
24 RIDERS**



**INTERCOM
2 KM / 1 MI**



**MULTI-LANGUAGE
VOICE COMMAND**



**ADVANCED
NOISE
CONTROL™**

PYRA HELMET (DOT/ECE)

KEY BENEFITS



LIGHTWEIGHT



AFFORDABLE



DOT AND ECE
CERTIFIED

USAGE

DEEP SNOW,
RACING

PRODUCT PERFORMANCE



WARMTH



AIRFLOW




LIGHTWEIGHT



ERT

Energy reduction technology helps absorb the shock in the case of a fall from both direct and rotational impacts.



AIRFLOW

Don't sweat the ride with an open chin, removable wind deflector and rear vents.



929041 • XS, S, M, L, XL, 2XL, 3XL

DESCRIPTION:

- Pyra Helmet (DOT/ECE) with plastic Composite shell.

FEATURES AND TECHNOLOGIES:

- 4-year limited warranty.
- Advanced plastic composite shell with rotational impact absorbing system (ERT).

- Adjustable peak system.
- Removable wind deflector
- Front and rear hi-max air vent system to maximize cooling.
- Removable, washable and replaceable moisture-wicking liner.
- Lightweight double-D chin strap.
- Weight: ±1310 grams for size Large
- DOT/ECE 2206 certified.



929041
Yellow (10)



929041
Red (30)



929041
Indigo Blue (82)



929041
Charcoal Grey (07)



929041
Grey (09)

OXYGEN CARBON HELMET (DOT)

929028 • XS, S, M, L, XL, 2XL, 3XL

DESCRIPTION:

Oxygen Carbon Helmet with M-FORGE carbon composite shell.

FEATURES AND TECHNOLOGIES:

- 4-year limited warranty.
- Lightweight CARBON M-FORGE® Composite shell
- Sun visor heated chamber.
- Amplified heated visor with pivot contact system.
- Retractable amber sun visor.
- Prescription eyeglasses friendly.
- Adjustable humidity extractor vents.

- Unobstructed panoramic field of vision for an incredible mask-less riding experience.
- Durable anti-fog and anti-scratch coatings
- NCS System: Reduces noise
- Robust detents allow precise opening adjustments for airflow.
- Optional front LED utility light.
- Large neck skirt with vent.
- Rear removeable curtain
- Lightweight battery-less rear LED light for added rider safety.
- eLinQ rear magnet connector.
- Unique remote control with visor heat indicators.

- Offered with amber sun visor for best vision in snow conditions.
- Ready to receive communication system.
- Operate all features with gloved hands.
- 2 shell sizes for better fit and comfort.
- Ratcheting quick-release chin strap.
- Recyclable helmet shell for minimal environmental impact.
- Aerodynamic shape to reduce neck fatigue.
- 1750 g ± for size large.
- D.O.T. certified



EXOME HELMET

KEY BENEFITS



HEATED AND NON HEATED



FOG FREE



CERTIFIED DOT

USAGE

TRAIL

PRODUCT PERFORMANCE



WARMTH



AIRFLOW



LIGHTWEIGHT

EXOME HELMET (DOT)

929035 • XS, S, M, L, XL, 2XL, 3XL
929074 • XS, S, M, L, XL, 2XL, 3XL

DESCRIPTION:

• Exome Helmet (DOT) with plastic Composite shell.

FEATURES AND TECHNOLOGIES:

- 4-year limited warranty.
- Advanced plastic composite shell
- Modular helmet
- Breath Evac fog-resistant mask system.
- Dual lens anti-fog visor.
- Offered with amber sun visor for best vision in snow conditions.
- 2 shell sizes for better fit and comfort.
- Quick-release chin strap.
- Eyeglasses ready.
- Includes 5 absorbent pads for the breath Evac mask
- D.O.T. certified

EXOME SPORT HELMET (DOT)

929036 • XS, S, M, L, XL, 2XL, 3XL

DESCRIPTION:

• Exome Sport Helmet (DOT) with plastic Composite shell.

FEATURES AND TECHNOLOGIES:

- 4-year limited warranty.
- Advanced plastic composite shell
- Modular helmet
- Breath Evac fog-resistant mask system.
- Removeable peak
- Dual lens anti-fog visor.
- Offered with amber sun visor for best vision in snow conditions.
- 2 shell sizes for better fit and comfort.
- Quick-release chin strap.
- Eyeglasses ready.
- Includes 5 absorbent pads for the breath Evac mask
- D.O.T. certified

EXOME SPORT RADIANT HELMET (DOT)

929037 • XS, S, M, L, XL, 2XL, 3XL

DESCRIPTION:

• Exome Sport Radiant Helmet (DOT) with plastic Composite shell.

FEATURES AND TECHNOLOGIES:

- 4-year limited warranty.
- Advanced plastic composite shell
- Modular helmet
- Breath Evac fog-resistant mask system.
- Removeable peak
- Dual lens Radiant electric heated anti-fog visor.
- Offered with amber sun visor for best vision in snow conditions.
- 2 shell sizes for better fit and comfort.
- Quick-release chin strap.
- Eyeglasses ready.
- Includes 5 absorbent pads for the breath Evac mask
- D.O.T. certified

EXOME HELMET (DOT)



929035
Black (90)



929074
White (01)

EXOME SPORT HELMET (DOT)



929036
Yellow (10)



929036
Red (30)



929036
Indigo Blue (82)



929036
Charcoal Grey (07)



929036
Grey (09)

EXOME SPORT RADIANT HELMET (DOT)



929037
Yellow (10)



929037
Red (30)



929037
Indigo Blue (82)



929037
Charcoal Grey (07)



929037
Grey (09)

AIRFLOW

The optimized mask system sucks out the moisture within your helmet for a fog free experience. The vents also allow for you to customize the air intake easily.

MODULARITY

This modular helmet makes it easy for you to talk, eat and ride without taking your helmet off! Open the visor, the chin and the interior mask to adapt to your ride.





Black with Graphics (94)

LYNX RADIENT 2.0 RACE EDITION (DOT/ECE)

664056 • XS, S, M, L, XL, 2XL

DESCRIPTION:

The Lynx Radien snocross-style helmet delivers protection beyond typical helmet performance thanks to its advanced M-FORGE® Composite technology construction.

FEATURES AND TECHNOLOGIES:

- The ultimate helmet for lightweight protection and superior rider comfort.
- Double-D closure.
- Face Mask included.
- Soft interior lining material.



Red (30), Black (90), Royal Blue (83)

RADIEN 2.0 CROSS HELMET (DOT/ECE)

664055 • XS, S, M, L, XL, 2XL

DESCRIPTION:

The Lynx Radien snocross-style helmet delivers protection beyond typical helmet performance thanks to its advanced M-FORGE® Composite technology construction.

FEATURES AND TECHNOLOGIES:

- The ultimate helmet for lightweight protection and superior rider comfort.
- Fidlock closure system.
- Face Mask included.
- Soft interior lining material.



Black (90), Black with Graphics (94), Red (30), Royal Blue (83)

LYNX RADIENT CROSS HELMET PEAK

669165 • onesize

DESCRIPTION:

Replacement part.

FEATURES AND TECHNOLOGIES:



Black (90)

LYNX RADIENT HELMET TEC MASK

669156 • M, L

DESCRIPTION:

Replacement part.

FEATURES AND TECHNOLOGIES:

Replacement part.



Grey (09)

LYNX RADIENT CHEEK PADS

669166 • XS, S, M, L, XL, 2XL

DESCRIPTION:

Soft interior lining material.

FEATURES AND TECHNOLOGIES:



Grey (09)

LYNX RADIENT CHIN CURTAIN

669167 • Onesize

DESCRIPTION:

Soft interior lining material.

FEATURES AND TECHNOLOGIES:



Black (90)

LYNX RADIENT HELMET SPARE SCREW KIT

669148 • Onesize

DESCRIPTION:

FEATURES AND TECHNOLOGIES:



www.m-forge.com

THE MATERIAL OF CHOICE FOR PREMIUM HELMETS

LIGHT. STRONG. SUSTAINABLE.



Lightweight



Excellent impact performance



Eco-friendly



ELINQ

As snowmobilers, we love the freedom our sleds bring us. It's addictive. And that's why we continue to add ways to find more of it in every ride.

eLinQ is an innovative solution that connects your heated gear and accessories to your snowmobile without adding more corded connections.

eLinQ combines your Lynx DESS tether into both a tether and a 12-volt accessory connection in one cord. A magnetic connector mounts to the sled next to the DESS post to provide the electric connection necessary to power any 12-volt accessory like heated shields, gloves, boots, and more.



FIDLOCK SYSTEM

FIDLOCK helmet buckles combine safety with single-handed use and comfort, even with gloves, for innovative head protection. The magnetic, automatic closing mechanism makes fastening a helmet as easy as possible for users. The single handed use allows our helmet buckles for sports, work and other activities to be opened quickly and intuitively.



Black (90), Pink (36), Red (30), Charcoal Grey (07)

RADIEN 2.0 GOGGLES

669162 • onesize

DESCRIPTION:

Interchangeable lens technology gives you the option to change lenses out on your goggles. Having the option to easily swap lenses if the weather takes a turn means the option to customize your goggle for the most optimal visual experience!
 Innovative magnetic quick-change lens system with 8 connection points. Anti-fog and anti-smudge coating and wide field of view, both horizontal and vertical. All radien lenses are UVA/UVB protected

FEATURES AND TECHNOLOGIES:

- Double cylindrical mirror or grey lens placed in a nano-frame. Additional cylindrical clear lens for low light conditions and goggle pouch included in the package.
- Lynx cypher Graphic design on the strap
- One piece lens concept: nose-guard integrated to the lens
- Innovative magnetic quickchange lens system
- 8 connection points, 16 magnets (placed in frame and lens)
- Wide field of view, both horizontal and vertical
- Anti-fog and anti-smudge coating



Clear (00), Fire Red (06), Gold (11), Green (70), Pink (36), Smoke (57), Yellow (10), Blue (80)

LYNX RADIEN 2.0 BLACK SPARE LENS (NOSEGUARD)

669152 • Onesize

DESCRIPTION:

Interchangeable lens technology gives you the option to change lenses out on your goggles. Having the option to easily swap lenses if the weather takes a turn means the option to customize your goggle for the most optimal visual experience

FEATURES AND TECHNOLOGIES:

- Spare lenses with black frame (noseguard) for Lynx Radien 2.0 goggles. Available on different lens color.
- All radien lenses are UVA/UVB protected



Royal Blue (83), Mixed Color (18), Chrome (99), Gold (11)

RADIEN 2.0 SPECIAL EDITION GOGGLES

669160 • onesize

DESCRIPTION:

Interchangeable lens technology gives you the option to change lenses out on your goggles. Having the option to easily swap lenses if the weather takes a turn means the option to customize your goggle for the most optimal visual experience!
 Innovative magnetic quick-change lens system with 8 connection points. Anti-fog and anti-smudge coating and wide field of view, both horizontal and vertical. All radien lenses are UVA/UVB protected

FEATURES AND TECHNOLOGIES:

- Double cylindrical mirror or grey lens placed in a nano-frame. Additional cylindrical clear lens for low light conditions and goggle pouch included in the package.
- Lynx cypher Graphic design on the strap
- One piece lens concept: nose-guard integrated to the lens
- Innovative magnetic quickchange lens system
- 8 connection points, 16 magnets (placed in frame and lens)
- Wide field of view, both horizontal and vertical
- Anti-fog and anti-smudge coating



Clear (00), Yellow (10)

RADIEN GOGGLES SPARE LENS (BLACK FRAME)

669142 • Onesize

DESCRIPTION:

Interchangeable lens technology gives you the option to change lenses out on your goggles. Having the option to easily swap lenses if the weather takes a turn means the option to customize your goggle for the most optimal visual experience

FEATURES AND TECHNOLOGIES:

- Spare lenses with black frame (without nose-guard) for Lynx Radien 2.0 goggles. Available on different lens color.
- All radien lenses are UVA/UVB protected

RADIEN INTERCHANGEABLE LENSES CUSTOMIZE YOUR GOGGLE EXPERIENCE!

Interchangeable lens technology gives you the option to change lenses out on your goggles. Having the option to easily swap lenses if the weather takes a turn means the option to customize your goggle for the most optimal visual experience!

HOW TO CHOOSE LENS COLORS?

On brighter days, a darker or mirror lens will help to protect your eyes more from the harsh reflections of the sun on the snow. Flat light conditions require a lens that will allow more light through so you can use all the available light to your advantage. Medium tint lenses are made to be adaptable to a variety of

conditions. Lightly tinted lenses allows as much light in as possible and provides you with enhanced contrast throughout those darker days and snowfall. Clear lenses also for snowfall and dark conditions.

All Radien lenses are UV (UVA/UVB) protected.



Smoke
VLT 6.83%



Smoke lens tint ideal for very bright and sunny conditions.

Fire mirror
VLT 19.94%



Amber base lens tint with multi-layer red mirror designed to filter out blue light for enhanced shadow contrast in moderately flat light conditions.

Blue mirror
VLT 18.93%



Designed to reduce overall brightness while preserving 100 percent normal color recognition.

Pink mirror
VLT 22.94%



Designed to reduce overall brightness while preserving 100 percent normal color recognition.

Green mirror
VLT 33%



Designed to reduce overall brightness while preserving 100 percent normal color recognition.

Fire mirror
VLT 19.94%



FOR ENHANCED SHADOW CONTRAST
Amber base lens tint with multi-layer red mirror designed to filter out blue light for enhanced shadow contrast in moderately flat light conditions.

Yellow
VLT 61.65%



A vibrant lens tint with light silver mirror that increases visual acuity in extremely flat and low light conditions.

Gold
VLT 74.13%



Light rose base lens tint with a multi-layer gold mirror enhances color definition and increases depth perception in varying levels of low-light conditions.

Yellow
VLT 61.65%



A vibrant lens tint with light silver mirror that increases visual acuity in extremely flat and low light conditions.

Clear
VLT 83%



The ideal lens for dark, night-time use and snowfall conditions.

Yellow
VLT 61.65%



A vibrant lens tint with light silver mirror that increases visual acuity in extremely flat and low light conditions.

Clear
VLT 83%



The ideal lens for dark, night-time use and snowfall conditions.



HANDWEAR



NEW

Black (90), Fire Red (06)

STAMINA EXPEDITION GLOVES**669051** • XS, S, M, L, XL, 2XL, 3XL**DESCRIPTION AND TERRAIN:**

- Extra warm gloves for comfort in all riding conditions.
- Use for trail and deep snow riding.

FEATURES AND TECHNOLOGIES:

- Top hand: 200 g PrimaLoft® Gold Palm: 133g PrimaLoft® Gold.
- Waterproof, windproof and breathable glove insert.
- Naturally moisture-wicking and antimicrobial wool blend lining.
- Leather palm and fingers with grip reinforcement.
- Touch screen index finger.
- Nose wipe on thumb.



Black (90)

LYNX QUANTUM LITE GLOVES**666041** • XS, S, M, L, XL, 2XL, 3XL**DESCRIPTION:**

Gloves for high-activity riding in warm conditions. Lightweight, windproof warmth, and ultimate breathability.

FEATURES AND TECHNOLOGIES:

- Genuine Goat leather palm with grip reinforcement.
- Waterguard membrane.
- Adjustable Velcro tab at wrist.
- Reflective detailing.



NEW

Black (90), Fire Red (06)

STAMINA CLAW MITT**669052** • XS, S, M, L, XL, 2XL, 3XL**DESCRIPTION AND TERRAIN:**

- Extra warm claw mitts for comfort in all riding conditions.
- Use for trail, crossover and adventure

FEATURES AND TECHNOLOGIES:

- Waterproof, windproof and breathable glove insert.
- Naturally moisture-wicking and antimicrobial wool blend lining.
- Leather palm and fingers with grip reinforcement.
- Touch screen index finger.
- Nose wipe on thumb.



Black (90)

LYNX QUANTUM 2.0 GLOVES STX**666044** • XS, S, M, L, XL, 2XL**DESCRIPTION AND TERRAIN:**

Light and warm gloves for Deep snow riding.

FEATURES AND TECHNOLOGIES:

- Sympatex insert with 100% waterproof, windproof and breathability.
- Full leather fingers and palm for perfect fit and feel.
- 2 layer Shell fabric with Sympatex insert.
- Thinsulate (40g) insulation.
- Micro Active lining.
- Full leather fingers.
- Powder Cuff, Wristband, Stopper system.
- Pull and penetrate loop.



Black with Graphics (94)

LYNX ACTIVE GLOVES**660047** • S, M, L, XL, 2XL, 3XL**DESCRIPTION:**

A lightweight glove without insulation for warm weather riding or for hand protection during short stops. Perfect also for off-season activities.

FEATURES AND TECHNOLOGIES:

-



Black (90)

LYNX STAMINA 2.0 GLOVES**666045** • XS, S, M, L, XL, 2XL**DESCRIPTION AND TERRAIN:**

Warm performance gloves for riding trail and off trail. These gloves with Sympatex insert and mid-weight insulation to keep you warm and dry in varying conditions.

FEATURES AND TECHNOLOGIES:

- Waterproof and breathable gloves with durable shell material.
- Warm PrimaLoft insulation.
- Pre-curved shape for optimal fit.
- Long, adjustable gauntlet.
- Hanging loops.



Black (90)

LYNX STAMINA MITTEN

666042 • XS, S, M, L, XL, 2XL

DESCRIPTION:

Classic Mitts for very cold conditions.

FEATURES AND TECHNOLOGIES:

- Leather palm with grip reinforcement.
- Waterproof, windproof and breathable glove insert.
- Antibacterial, stay-dry moisture management lining.
- Down-insulated on back of hand for superior warmth



Black (90)

LYNX SQUADRON MITTEN KIDS

666043 • 6-8, 10-12, 14-16

DESCRIPTION:

Classic kids Mitts for cold conditions.

FEATURES AND TECHNOLOGIES:

- Waterproof and breathable membrane.
- Drawstring closure.
- Adjustable hook and loop web strap with slip keep.
- Micropolyester lining with Microban anti-microbial product protection.
- Heat pack pocket built into inner mitt lining.
- Shell: Nylon, Polyurethane, Stretch Polyester
- Insulation: Top hand: 240 g Thermal Loft
- Palm: 140 g Thermal Loft

HEADWEAR



Black (90)

LYNX X SYALA HYBRID BALACLAVA

665304 • 2XS, XS, S, M, L, XL

DESCRIPTION:

Highly versatile Balaclava, that is ideal for winter use and variety of conditions and functions.

FEATURES AND TECHNOLOGIES:

- Hinged hood effectively protects the face from the cold.
- Hood can be easily pull down out of the way, the head area folded back or pulled under the chin.
- The seam placement has been refined
- Constructed with combination of materials all in the name of comfort.



Black (90)

LYNX X SYALA RACE BALACLAVA

665303 • 2XS, XS, S, M, L, XL

DESCRIPTION:

This shaped wind-protective helmet hood is ideal for racing and active riding.

FEATURES AND TECHNOLOGIES:

- Hood is windproof and breathable.
- Coolmax fabric breathes and transfers moisture away from the skin.
- Keeps its shape perfectly
- All seams are flat sewn for the comfort.



Black (90)

LYNX X SYALA BASE BALACLAVA

665305 • 2XS, XS, S, M, L, XL

DESCRIPTION:

This shaped wind-protective helmet hood is ideal for snowmobiling, whenever you're going. The forehead, ears, chin, neck and neck are all protected with our special windproof fabric that is both breathable and moisture-wicking. Coolmax fabric is used around the head and forehead to allow the skin to breath and wick moisture away.

FEATURES AND TECHNOLOGIES:

- Longer collar part protects neck/chin well.
- The balaclava keeps its shape and sits firmly in place without slipping down.



Black (90)

LYNX X SYALA TUNDRA BALACLAVA

665302 • 2XS, XS, S, M, L, XL

DESCRIPTION:

The most protective hood in Windproof hood range, which allows you to get active even in the coldest conditions.

FEATURES AND TECHNOLOGIES:

- Coolmax fabric on top of head breathes and transports moisture.
- Wind and waterproof double layer special knit with warm fleece on the inside, neck and throat.
- Longer collar part protects neck/chin well.
- All seams are flat sewn for comfortable to wear.



NEW

Black (90), Fire Red (06), Heather Grey (27), Teal (74)

LYNX LANDING HAT

665309 • onesize

DESCRIPTION:

- Lifestyle hat with the Lynx logo.

FEATURES AND TECHNOLOGIES:

- 95% Acrylic, 4% Nylon, 1% Spandex.
- Foldover cuff.



NEW

Blue (80), Orange (12)

LYNX KIDS BEANIE

665330 • onesize

DESCRIPTION:

Lifestyle hat for kids with Pom-Pom and woven Lynx logo.

FEATURES AND TECHNOLOGIES:

- Knitted hat with micro fleece lining.



Coral (13), Heather Grey (27), Black (90)

LYNX SIGNATURE BEANIE

665301 • Onesize

DESCRIPTION:

Lifestyle hat with Pom-Pom and woven Lynx logo.

FEATURES AND TECHNOLOGIES:

Knitted hat with micro fleece lining.



Black (90), Autumn Red (14), Royal Blue (83)

LYNX REVERSIBLE BEANIE

665300 • Onesize

DESCRIPTION:

2 in 1 reversible beanie.

FEATURES AND TECHNOLOGIES:

Knit in Lynx logos.



NEW

Black (90)

LYNX STAMINA FUR HAT

665340 • S/M, L/XL

DESCRIPTION:

• Insulated hat for optimized warmth.

FEATURES AND TECHNOLOGIES:

- 4 way stretch softshell.
- Windproof fabric.
- Lined with frosted fake fur.
- Lynx synthetic patch.



NEW

Black (90), Fire Red (06)

LYNX PREMIUM FLAT CAP

665045 • onesize

DESCRIPTION:

- Flat cap with an embroidery at front.
- Perfect to wear everyday.

FEATURES AND TECHNOLOGIES:

- Black and Indigo Blue: 100% Cotton.
- White: 60% Cotton, 40% Polyester.
- Adjustable twill cap.
- Lynx Camo design



Red (30), Black (90)

LYNX SIGNATURE CAP

665297 • Onesize

DESCRIPTION:

Trendy Cap with Lynx Signature graphics.

FEATURES AND TECHNOLOGIES:



NEW

Black (90), Burgundy (35)

LYNX SIGNATURE CAP

665313 • onesize

DESCRIPTION:

- Cap with signature logo
- Perfect to wear everyday.

FEATURES AND TECHNOLOGIES:

- 100% Cotton.
- Plastic adjustment at back.
- Lynx embroidery logo at front.



Black (90)

"LIMITED EDITION" LYNX RIDER CAP

665298 • Onesize

DESCRIPTION:

Trendy Cap with Lynx limited edition graphics.

FEATURES AND TECHNOLOGIES:



Fire Red (06), Black (90)

LYNX RE CAP

665296 • Onesize

DESCRIPTION:

Cap with Lynx Racing spirit.

FEATURES AND TECHNOLOGIES:

FOOTWEAR



NEW

Black (90)

TEC+ ULTRA BOOTS

444258 • 5, 6, 7, 8, 9, 10, 11, 12, 13

DESCRIPTION:

- Tec + Ultra Boots with Tough abrasion resistant outer material and performant liner.

FEATURES AND TECHNOLOGIES:

- Tough abrasion resistant leather outer and textile.
- Sympatex breathable waterproof membrane.
- Performance liner that will provide warmth and added comfort by shaping to your foot.
- Limit of comfort temperature range: *TBD*-40°F to -58°F or -40°C to -50°C*.
- Rugged ultra-grip outsole design.
- Removable/inner liner.



Black (90)

TEC+ BOOTS

444253 • 5, 6, 7, 8, 9, 10, 11, 12, 13

DESCRIPTION:

- Tec + Boots with moisture-wicking inner liner material.

FEATURES AND TECHNOLOGIES:

- Improved comfort and flex
- Removable insole.
- Unisex, smaller sizes added for ladies.
- Kevlar reinforced laces.
- 600 g PrimaLoft ECO FOOTWEAR insulation for maximum comfort.
- Leather outer layer incorporates HydroGuard+ waterproof membrane.
- Tapered rear shape for better achilles and ankle support.
- Abrasion and impact resistant ice breaker toe piece.
- Aggressive, durable anti-slip outsole for running board traction.



Black (90)

TEC+ REC BOOTS

444240 • 5, 6, 7, 8, 9, 10, 11, 12, 13

DESCRIPTION:

- Tec + Rec Boots with Tough abrasion resistant leather outer.

FEATURES AND TECHNOLOGIES:

- Tough abrasion resistant leather outer.
- Breathable waterproof membrane.
- Limit of comfort temperature range: -40°F to -58°F or -40°C to -50°C*.
- Rugged ultra-grip outsole design.
- Removable/inner liner.



Black (90)

LADIES' TEC+ REC BOOTS

444241 • 6, 7, 8, 9, 10

DESCRIPTION:

- Ladies' Tec + Rec boots with Tough abrasion resistant leather outer.

FEATURES AND TECHNOLOGIES:

- Tough abrasion resistant leather outer.
- Breathable waterproof membrane.
- Limit of comfort temperature range: -40°F to -58°F or -40°C to -50°C*.
- Rugged ultra-grip outsole design.
- Removable/inner liner.



Black (90)

LYNX JUNIOR BOOTS

667111 • 1, 2, 3, 4, 5, 6

DESCRIPTION:

Warm boots for kids and juniors

FEATURES AND TECHNOLOGIES:

- Unisex boots
- Waterproof
- Rubber outline
- 6mm thick removable liner
- Height: 12" (30.5 cm)
- Comfort-rated to -61°F (-52 °C)

BAGS

BY OGIO



Black (90)

LYNX ROLLER GEAR BAG BY OGIO
668116 • Onesize

FEATURES AND TECHNOLOGIES:

- Top zippered wet/dry pocket
- Large main compartment with easy access opening to all gear
- Large end boot pocket
- Fold out changing mat
- Telescoping pull handle
- Heavy duty SKID chassis with easy glide wheels
- Lynx and Ogio branded



Black (90)

LYNX DUFFLE BACKPACK BY OGIO
668119 • Onesize

FEATURES AND TECHNOLOGIES:

- Large main compartment with U-shaped zipper for easy access
- 2 side pockets (Shoe storage and wet/dry area)
- 1 front pocket with mesh organizer areas
- Shoulder harness with built in grab handles
- Mesh water bottle holder

SPORTSWEAR

PREMIUM



Camo (37), Smoke (57)

NEW

LYNX PREMIUM PULLOVER HOODIE

659171 • S, M, L, XL, 2XL, 3XL

DESCRIPTION:

- Comfortable Premium Pullover hoodie.

FEATURES AND TECHNOLOGIES:

- 72% Cotton, 23% Polyester, 5% Spandex.
- One side brushed fleece.
- Handwarmer kangaroo pocket.
- 3D heat transfer Lynx logo.
- Rib at cuff and hem.
- Lynx Camo design



Beige (02), Smoke (57)

NEW

LYNX PREMIUM PULLOVER HOODIE W

659172 • XS, S, M, L, XL, 2XL, 3XL

DESCRIPTION:

- Comfortable Premium Pullover hoodie.

FEATURES AND TECHNOLOGIES:

- 72% Cotton, 23% Polyester, 5% Spandex.
- One side brushed fleece.
- Handwarmer kangaroo pocket.
- 3D embossed artwork at left chest.
- Rib at cuff and hem.
- Lynx Camo design



Black (90), Heather Grey (27)

NEW

LYNX PREMIUM ZIP-UP HOODIE

659170 • S, M, L, XL, 2XL, 3XL

DESCRIPTION:

- Semi-fitted hooded sweatshirt with zip-up.

FEATURES AND TECHNOLOGIES:

- 72% Cotton, 23% Polyester, 5% Spandex.
- One side brushed fleece.
- Handwarmer kangaroo pocket.
- Lynx artwork.
- 3D heat transfer Lynx logo at left chest.
- Rib at cuff and hem.



Charcoal Grey (07), Dark Navy (16)

NEW

LYNX PREMIUM SOLID FLANNEL SHIRT

660050 • S, M, L, XL, 2XL, 3XL

DESCRIPTION:

- Warm and comfortable Flannel shirt.

FEATURES AND TECHNOLOGIES:

- 4-hole plastic side engraved button.
- Corduroy inside stand collar.



Black (90), Heather Grey (27)

NEW

LYNX PREMIUM UNISEX T-SHIRT

662122 • XS, S, M, L, XL, 2XL

DESCRIPTION:

- Technical, premium T-Shirt designed for everyday use.

FEATURES AND TECHNOLOGIES:

- 90% Polyester, 10% Wool.
- Heat transferred Lynx symbol logo at front and Lynx slogan at center back.
- Lynx fold up label on bottom.

SPORTSWEAR

SIGNATURE



Charcoal Grey (07)

NEW**LYNX SIGNATURE TEDDY FLEECE JACKET**

659160 • S, M, L, XL, 2XL, 3XL

DESCRIPTION AND TERRAIN:

- Sweatshirt.
- Use everyday and as a mid layer on trails.

FEATURES AND TECHNOLOGIES:

- 100% Polyester with anti-microbial.
- Heavy weight fleece for maximum warmth.
- Adjusted fit.
- Lynx embroidery logo at front chest.
- Handwarmer kangaroo pockets.



Beige (02)

NEW**LYNX SIGNATURE TEDDY FLEECE JACKET W**

659161 • XS, S, M, L, XL, 2XL

DESCRIPTION AND TERRAIN:

- Semi-fitted sweatshirt.
- Use everyday and as a mid layer on trails.

FEATURES AND TECHNOLOGIES:

- 100% Polyester with anti-microbial.
- Heavy weight fleece for maximum warmth.
- Adjusted fit.
- Lynx embroidery logo at front chest.
- Handwarmer kangaroo pockets.



Black (90), Navy (89)

NEW**LYNX SIGNATURE LS SHIRT**

660055 • XS, S, M, L, XL, 2XL, 3XL

DESCRIPTION:

Long sleeve t-shirt with classic Lynx print.

FEATURES AND TECHNOLOGIES:Crew neck long sleeves T-Shirt
Lynx Graphic at Back

Deep Purple (42), Navy (89)

NEW**LYNX SIGNATURE LS SHIRT W**

660056 • XS, S, M, L, 2XL

DESCRIPTION:

- Crew neck long sleeves T-Shirt.

FEATURES AND TECHNOLOGIES:

- Lynx Graphic at back



Navy (89), Smoke (57)

NEW**LYNX SIGNATURE ZIP-UP HOODIE**

659164 • S, M, L, XL, 2XL, 3XL

DESCRIPTION:

- Semi-fitted hooded sweatshirt.

FEATURES AND TECHNOLOGIES:

- 60% Cotton, 40% Polyester.
- Lynx print at chest.
- Dropped sleeves.
- Rib on cuffs and hem.
- Drawstring hood.
- Handwarmer kangaroo pocket.



Deep Purple (42), Heather Grey (27)

NEW**LYNX SIGNATURE ZIP-UP HOODIE W**

659165 • XS, S, M, L, XL, 2XL, 3XL

DESCRIPTION:

- Semi-fitted hooded sweatshirt.

FEATURES AND TECHNOLOGIES:

- 60% Cotton, 40% Polyester,.
- Full zip.
- Split, inset kangaroo hand pocket.
- Rib on cuffs and hem.
- Drawstring hood.



Black (90), Heather Charcoal (29)

NEW

LYNX SIGNATURE CREW SWEATSHIRT

659173 • S, M, L, XL, 2XL, 3XL

DESCRIPTION:

- Signature sweatshirt with Lynx logo.

FEATURES AND TECHNOLOGIES:

- 60% Cotton, 40% Polyester.
- Relaxed fit.
- Dropped, set-in sleeves.
- Rib on collar, cuffs and hem.
- Printed Lynx logo



Black (90)

LYNX SIGNATURE KNIT

660039 • S, M, L, XL, 2XL, 3XL

DESCRIPTION:

Lynx heritage spirited knit for casual days.

FEATURES AND TECHNOLOGIES:

- Round neckline
- Rib hem and cuffs
- Lynx heritage patch on chest



Black (90), Smoke (57)

NEW

LYNX SIGNATURE "GRAPHICS" T-SHIRT

662121 • S, M, L, XL, 2XL, 3XL

DESCRIPTION:

- Casual T-Shirt for everyday wear.

FEATURES AND TECHNOLOGIES:

- 100% Cotton.
- Squared artwork at center front.



Black (90), Heather Charcoal (29)

LYNX SIGNATURE LS SHIRT

660038 • XS, S, M, L, XL, 2XL, 3XL

DESCRIPTION:

Long sleeve t-shirt with classic Lynx print.

FEATURES AND TECHNOLOGIES:

- Crew neck long sleeves T-Shirt
- Graphic at front



Black (90), Dark Navy (16), Smoke (57)

NEW

LYNX SIGNATURE T-SHIRT

662120 • S, M, L, XL, 2XL, 3XL

DESCRIPTION:

- Casual T-Shirt for everyday wear.

FEATURES AND TECHNOLOGIES:

- 100% Cotton.
- Lynx artwork at center front.



Black (90), Heather Charcoal (29)

LYNX SIGNATURE LS SHIRT W

660037 • XS, S, M, L, XL, 2XL

DESCRIPTION:

Long sleeve t-shirt for ladies with classic Lynx print.

FEATURES AND TECHNOLOGIES:

- Crew neck long sleeves T-Shirt
- Graphic at front



Fire Red (06), Heather Charcoal (29), Indigo Blue (82)

NEW

LYNX RE MICRO-FLEECE

659163 • S, M, L, XL, 2XL, 3XL

DESCRIPTION:

- Mid weight microfleece excellent for warmth as a second layer.

FEATURES AND TECHNOLOGIES:

- Moisture-wicking fabric.
- Zippered hand pockets.
- Lynx Racing graphics and logos



Black (90), Charcoal Grey (07), Fire Red (06)

NEW

LYNX RE ZIP-UP

659162 • S, M, L, XL, 2XL, 3XL

DESCRIPTION:

- Heavy weight fleece for maximum warmth.

FEATURES AND TECHNOLOGIES:

- 96% Polyester, 4% Spandex.
- Adjusted fit.
- 2 side pockets.
- Thumb hole.
- Lynx Racing logos



Fire Red (06), Indigo Blue (82)

NEW

LYNX RE FLEECE JACKET JUNIOR

661020 • 5-6, 7-8, 10-12, 14-16

DESCRIPTION:

- Mid weight microfleece excellent for warmth as a second layer.

FEATURES AND TECHNOLOGIES:

- Moisture-wicking fabric
- 2 hand pockets
- Lynx Racing graphics and logos



Black (90), Smoke (57)

NEW

LYNX RE T-SHIRT

662123 • S, M, L, XL, 2XL, 3XL

DESCRIPTION:

- Casual T-Shirt for everyday wear.

FEATURES AND TECHNOLOGIES:

- 100% Cotton.
- Lynx artwork at center front.



Black (90), Charcoal Grey (07)

LYNX RE FLEECE JACKET

659142 • XS, S, M, L, XL, 2XL, 3XL

DESCRIPTION:

- Mid weight microfleece excellent for warmth as a second layer.

FEATURES AND TECHNOLOGIES:

- Moisture-wicking fabric.
- 2 zippered hand pockets.
- Large sponsors' logo prints on sleeves and shoulders.



Black (90)

"LIMITED EDITION" LYNX BEAST T-SHIRT

662097 • XS, S, M, L, XL, 2XL, 3XL

DESCRIPTION:

- Trendy T-shirt with Lynx limited edition graphics.

FEATURES AND TECHNOLOGIES:

-



Black (90)

"LIMITED EDITION" LYNX RIDER T-SHIRT

662095 • XS, S, M, L, XL, 2XL, 3XL

DESCRIPTION:

- Trendy T-shirt with Lynx limited edition graphics.

FEATURES AND TECHNOLOGIES:

-

HOW TO MEASURE

SIZING CHART

HEIGHT: without shoes, standing with heels and back against a wall.

HEAD: around your head, from the center of the forehead, above the ears and over the natural bump at the back of the head.

ARM LENGTH: let the hands hang down on the side in a slightly bent position. Measure from the center of the back of your neck, along the length of your arm, to the wrist.

CHEST: measure under your arm, around the fullest part of your chest.

WAIST: immediately below the lowest rib.

HIPS: across the fullest part of the seat.

INSEAM: without shoes, from crotch to the floor.

GLOVES: Measure palm width.

BOOTS: Foot length from heel to toe.

- For best results, have someone else take measurements.
- Measure body in underwear.
- Tape must be snug but not tight.
- If measurements fall between two sizes, order the larger size.

MEN'S										
	XXS	XS	S	M	L	XL	2XL	3XL	4XL	5XL
Chest	84 - 89	89 - 94	94 - 102	102 - 112	112 - 122	122 - 132	132 - 142	142 - 150	150 - 160	
Waist	69 - 74	74 - 79	79 - 86	86 - 97	97 - 107	107 - 117	117 - 127	127 - 135	135 - 158	
Hips (Seat)	84 - 89	89 - 94	94 - 102	102 - 112	112 - 122	122 - 132	132 - 142	142 - 150	150 - 173	
Arm Length	76 - 79	79 - 81	81 - 84	84 - 86	86 - 89	89	89 - 91	91	91	
Inseam	79 - 81	81	81	81	81	81	81 - 83	83 - 84	84	

LADIES'								
	XXS	XS	S	M	L	XL	2XL	3XL
Chest	81 - 86	86 - 91	91 - 97	97 - 107	107 - 114	114 - 124	124 - 134	
Waist	61 - 66	66 - 71	71 - 76	76 - 86	86 - 94	94 - 104	104 - 114	
Hips (Seat)	86 - 91	91 - 97	97 - 102	102 - 112	112 - 119	119 - 132	132 - 140	
Arm Length	79	79 - 81	81	81 - 84	84	84 - 86	86	
Inseam	76	76	76	76	76	76	76	

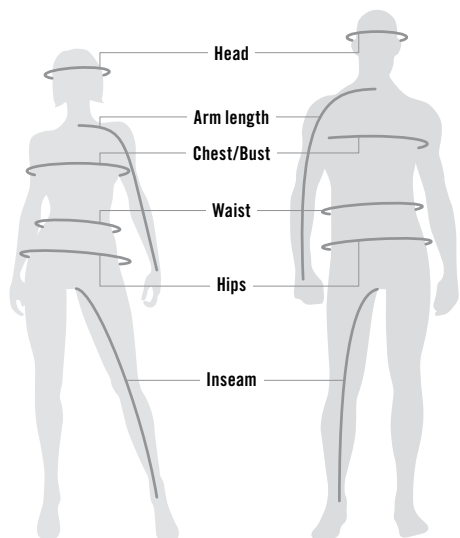
KIDS & TEEN											
	2	3	4	5	6	7	8	10	12	14	16
Height	0.92	1	1	1.16	1.24	1.28	1.37	1.46	1.56	1.58	1.68
Chest	53	56	58	61	64	66	69	72	76	80	84
Waist	51	52	53	55	56	57	58	61	64	66	69
Hips (Seat)	53	56	58	61	64	66	69	72	76	80	84
Arm Length	39	43	47	51	55	58	62	72	76	80	84
Inseam	34	39	44	50	53	58	62	67	71	75	79

HELMETS							
	XS	S	M	L	XL	2XL	3XL
Men & Ladies							
Hat Size	6 ⁵ / ₈ - 6 ³ / ₄	6 ⁷ / ₈ - 7	7 ¹ / ₈ - 7 ¹ / ₄	7 ³ / ₈ - 7 ¹ / ₂	7 ⁵ / ₈ - 7 ³ / ₄	7 ⁷ / ₈ - 8	8 ¹ / ₈ - 8 ¹ / ₄
Head (cm)	53 - 54	55 - 56	57 - 58	59 - 60	61 - 62	63 - 64	65 - 66
Junior							
	49 - 50	51 - 52	53 - 54				

GLOVES Measure Palm Width							
	XS	S	M	L	XL	2XL	3XL
Men							
cm	7 ¹ / ₂	8	9	10	11 ¹ / ₂	13	14
Ladies							
cm	6	7	8	9	10	11 ¹ / ₂	-

SOCKS					
Men		Ladies		Kids	
M	L	S	M	S/M	L/XL
6-9 ¹ / ₂	10-13	4-8	8 ¹ / ₂ -12	9 ¹ / ₂ -12 ¹ / ₂	13-3

BOOTS																				
	Men									Ladies					Kids					
	5	6	7	8	9	10	11	12	13	6	7	8	9	10	1	2	3	4	5	6
EU-Unisex Shoes Size	37	38	39.5	41	42	43	44.5	46	47	35.5	37	38	39.5	41	32	33	34	35.5	37	38
Foot (cm)	23	24	24.5	25.5	26.5	27	28	29	29.5	22	23	24	24.5	25.5	19.5	20.5	21.5	22	23	24



WHAT CODE REPRESENTS YOUR SIZE?

- 1 Find your size.
- 2 The corresponding code is THE CODE you use to complete the part number on your order.
Example: 440 227 _____ 90
Size: M = code "06", Therefore 440 227 **06** 90

SIZE	CODE	SIZE	CODE	SIZE	CODE
One Size	00	1	20	13	33
XXS	01	2	21	14	34
XS	02	3	22	16	35
S	04	4	23	3-4	79
M	06	5	24	5-6	52
L	09	6	25	6-8	48
XL	12	7	27	7-8	54
2XL	14	8	28	10-12	49
3XL	16	9	29	14-16	50
4XL	18	10	30	S/M	72
		11	31	M/L	91
		12	32	L/XL	73

EXPLORE AN ENTIRE WORLD OF ADVENTURE WITH ALL OF OUR BRP PRODUCTS. BRP.COM



ski-doo LYNX SEA-DOO can-am ROTAX ALUMACRAFT Manitou QUINTREX

CONTINUE THE JOURNEY AT BRPLYNX.COM

